



A Universal Life Insurance Policy Basic Illustration

Protection Builder IUL® 2

Flexible Premium Adjustable Life with Indexed Features

Policy form number: ICC22P100 Series

Issue State: South Dakota

Illustration prepared for:

Gary

July 2, 2025 at 14:11:14

Initial Death Benefit:

\$638,000



Presented by:

Advisor Services

PO Box 3980

Rapid City, SD 57709
605-342-2438

THIS IS A BASIC ILLUSTRATION ONLY. AN ILLUSTRATION IS NOT INTENDED TO PREDICT ACTUAL PERFORMANCE. INTEREST RATES, DIVIDENDS, AND VALUES SET FORTH IN THE ILLUSTRATION ARE NOT GUARANTEED, EXCEPT FOR THOSE ITEMS CLEARLY LABELED AS GUARANTEED.

Life insurance offers more than you might expect



Death Benefit

It's well known that life insurance can provide a Death Benefit to your loved ones when you pass on. However, it's a lesser known fact that the Death Benefit proceeds can pass to the beneficiaries generally free from income taxes and without being subject to probate.¹ While it obviously doesn't heal the emotional hurt, the money could be used to ensure your family's financial strategy doesn't get derailed.




Accelerated Death Benefit Endorsements

What are your options to pay for the high cost of health care due to a critical, chronic, or terminal illness? Would your retirement plan suffer? Accelerated Death Benefits could provide you with the option to use a portion of the Death Benefit while you're still living...leaving your assets such as your 401(k) and your home intact. These benefits can help mitigate the financial risk if you are diagnosed with a qualifying medical condition. Critical and Chronic Illness Accelerated Death Benefits are subject to eligibility requirements⁴.



Cash Value Accumulation

This product provides the opportunity for cash value growth linked to the upward movement of an underlying Index, subject to index crediting parameters⁵. Yet, IUL offers protection from market risk through a Floor Rate. You can think of it as "trading" a bit of the upside potential to gain the downside protection of the Floor. Although growth is based on an underlying Index, your premium is not actually invested in the market and your policy's cash value grows tax-deferred².



Distribution

This policy may build cash value over time. It provides the opportunity to supplement your retirement income with access to potential cash value that's generally free from income tax. The Protected Death Benefit³ feature, which provides the ability to guarantee a minimum amount of death benefit and then have access to the remaining cash value, is available to protect the policy from lapsing and causing any gains to become taxable subject to the terms of the policy.¹

Additional information on these features and terms can be found throughout this illustration.

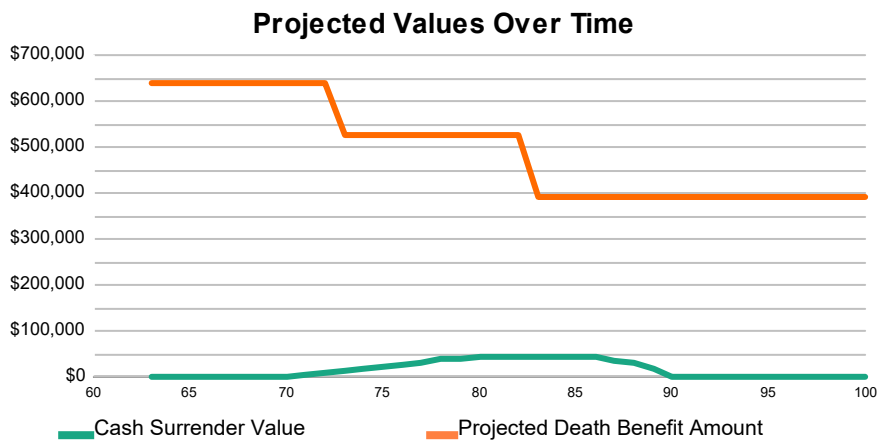
¹Neither North American Company for Life and Health Insurance nor its agents give legal or tax advice. Please consult with and rely on a qualified legal or tax advisor before entering into or paying additional premiums with respect to such arrangements.

- ²The tax-deferred feature of the Indexed Universal Life policy is not necessary for a tax-qualified plan. In such instances, you should consider whether other features, such as the Death Benefit and optional riders make the policy appropriate for your needs. Before purchasing this policy, you should obtain competent tax advice both as to the tax treatment of the policy and the suitability of the product.
- ³The Protected Death Benefit cannot be elected if the Overloan Protection Benefit is in effect. If the policy has a Premium Guarantee Rider attached to it, such rider will be terminated upon the election of the Protected Death Benefit.
- ⁴The actual amount you receive will be discounted and will be lower than the Death Benefit amount you accelerate. An administrative fee may also be assessed on each acceleration request.
- ⁵These rates are subject to change at the Company's sole discretion but will never less favorable than the rates guaranteed in the policy at the time it is issued.

What life insurance can do for you

\$394,000

Non-Guaranteed Death Benefit @ Age 85



The "Projected Values Over Time" chart demonstrates how your policy has been illustrated to perform for you up to age 85 based on current assumptions. Reductions in the projected death benefit in the chart may be due to suspension of premium payments, Loans, or Withdrawals. These values have been derived from the Projected Policy Values shown later in the illustration. For details of these terms see the Key Terms and Definitions section later in the illustration.

Internal Rate of Return

The Internal Rate of Return (IRR) is based on Non-Guaranteed Assumed Values. The Surrender Value IRR is the annual interest rate that each year's cumulative premiums would have to earn in order to accumulate to the Surrender Value shown at the end of the applicable year. The Death Benefit IRR is the annual interest rate that each year's cumulative premiums would have to earn in order to accumulate to the Death Benefit shown at the end of the applicable year. For details of these terms see the Key Terms and Definitions section later in the illustration.

End of Year	Beg/End of Yr Age	Annualized Premium Outlay	Net Cash Surrender	Surrender Value IRR	Death Benefit	Death Benefit IRR
1	62/63	10,528.08	0	(99.99)%	638,000	27,146.56 %
2	63/64	10,528.08	0	(99.99)%	638,000	1,064.13 %
3	64/65	10,528.08	0	(99.99)%	638,000	340.61 %
4	65/66	10,528.08	0	(99.99)%	638,000	179.00 %
5	66/67	10,528.08	0	(99.99)%	638,000	115.00 %
6	67/68	10,528.08	0	(99.99)%	638,000	82.06 %
7	68/69	10,528.08	0	(99.99)%	638,000	62.41 %
8	69/70	10,528.08	886	(99.97)%	638,000	49.51 %
9	70/71	10,528.08	4,319	(89.13)%	638,000	40.48 %
10	71/72	10,528.08	7,506	(73.46)%	638,000	33.85 %
11	72/73	10,528.08	12,961	(54.43)%	528,000	25.68 %
12	73/74	10,528.08	18,330	(42.90)%	528,000	22.03 %
13	74/75	10,528.08	23,509	(35.48)%	528,000	19.10 %
14	75/76	10,528.08	28,677	(30.18)%	528,000	16.71 %
15	76/77	10,528.08	33,225	(26.64)%	528,000	14.73 %
16	77/78	10,528.08	38,913	(23.18)%	528,000	13.06 %
17	78/79	10,528.08	41,674	(21.83)%	528,000	11.63 %
18	79/80	10,528.08	43,692	(20.95)%	528,000	10.41 %
19	80/81	10,528.08	44,683	(20.58)%	528,000	9.35 %
20	81/82	10,528.08	44,117	(20.87)%	528,000	8.43 %
21	82/83	10,528.08	46,060	(20.10)%	394,000	5.17 %
22	83/84	10,528.08	46,485	(19.97)%	394,000	4.55 %
23	84/85	10,528.08	45,417	(20.42)%	394,000	4.00 %
24	85/86	10,528.08	42,479	(21.70)%	394,000	3.51 %

This supplemental illustration is not an offer, contract, or promise of future policy performance and is only valid if it is accompanied by or preceded by the full basic life insurance policy illustration. Coverage is subject to the terms and conditions of the policy.

End of Year	Beg/End of Yr Age	Annualized Premium Outlay	Net Cash Surrender	Surrender Value IRR	Death Benefit	Death Benefit IRR
25	86/87	10,528.08	37,276	(24.34)%	394,000	3.07 %
26	87/88	10,528.08	29,200	(29.90)%	394,000	2.68 %
27	88/89	10,528.08	17,404	(44.58)%	394,000	2.32 %
28	89/90	10,528.08	864	(99.98)%	394,000	2.00 %
29	90/91	10,528.08	0	(99.99)%	394,000	1.70 %
30	91/92	10,528.08	0	(99.99)%	394,000	1.43 %
31	92/93	10,528.08	0	(99.99)%	394,000	1.18 %
32	93/94	10,528.08	0	(99.99)%	394,000	0.96 %
33	94/95	10,528.08	0	(99.99)%	394,000	0.75 %
34	95/96	10,528.08	0	(99.99)%	394,000	0.56 %
35	96/97	10,528.08	0	(99.99)%	394,000	0.38 %
36	97/98	10,528.08	0	(99.99)%	394,000	0.21 %
37	98/99	10,528.08	0	(99.99)%	394,000	0.06 %
38	99/100	10,528.08	0	(99.99)%	394,000	(0.08)%
39	100/101	10,528.08	0	(99.99)%	394,000	(0.21)%
40	101/102	10,528.08	0	(99.99)%	394,000	(0.33)%
41	102/103	10,528.08	0	(99.99)%	394,000	(0.45)%
42	103/104	10,528.08	0	(99.99)%	394,000	(0.56)%
43	104/105	10,528.08	0	(99.99)%	394,000	(0.66)%

This supplemental illustration is not an offer, contract, or promise of future policy performance and is only valid if it is accompanied by or preceded by the full basic life insurance policy illustration. Coverage is subject to the terms and conditions of the policy.

Living Benefits

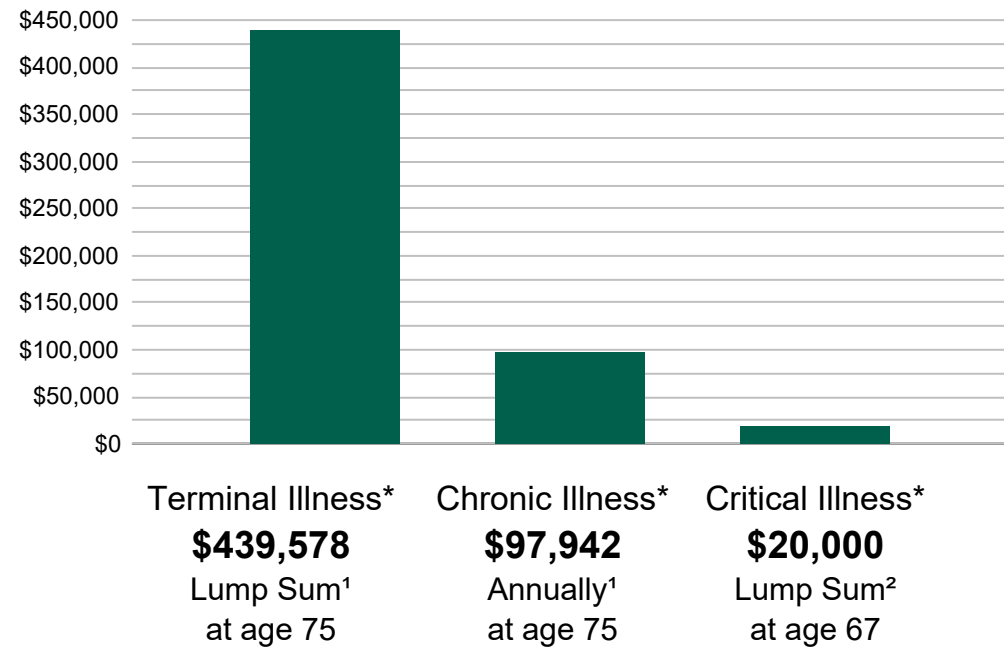
Non-Guaranteed

This policy includes living benefits in the form of an Accelerated Death Benefit Endorsement (ADBE). In the event of a qualifying illness, an ADBE allows you to advance a portion of your Death Benefit. The use of one benefit may reduce or eliminate other policy and rider benefits. The graph shows the maximum Death Benefit that can be accelerated for Terminal Illness, Chronic Illness, and Critical Illness Benefits. See the detailed definitions in this illustration or the Accelerated Death Benefit Summary and Disclosure Statement provided to you at time of your application.

Accelerating Death Benefits provides you:

- Access to funds when you may need it most - while you are still alive
- While on claim for a qualifying Chronic Illness, the policy will not lapse during the 12 month period following an acceleration even without premium payments
- Waive Monthly Deductions while on Terminal or Chronic Illness benefit (up to \$2 million Specified Amount for Chronic)
- No claims based underwriting for accelerated benefits

Accelerated Death Benefits



Chronic Illness Examples based on Requested Ages

Requested Age	80	85	90
Accelerated Death Benefit	\$126,720	\$94,560	\$94,560
Initial Election Annual Payment	\$105,269	\$83,010	\$86,623

This is an illustration only, not an offer, contract, or promise of future policy performance. Coverage is subject to the terms and conditions of the policy. The basic illustration is not valid unless all pages are included.

7/2/2025 at 2:11:18PM
 South Dakota
 Page 6 of 39

*See "Key Terms and Definitions" for more details about Accelerated Terminal, Chronic and/or Critical Illness.

¹ The 'Accelerated Death Benefits' amounts listed assume the maximum Death Benefit that can be accelerated based on the non-guaranteed Net Cash Surrender Value & Death Benefit amount and uses the current accelerated benefit discount rate of 5.30%. Actual payment(s) will be determined at the time the benefit is elected and changes to the discount rate and life expectancy will result in a payment that is higher or lower than illustrated. This illustration assumes that the non-guaranteed elements will not change for the years shown.

² The 'Accelerated Death Benefits' amounts listed assume the maximum Death Benefit that can be accelerated based on the non-guaranteed Net Cash Surrender Value & Death Benefit amount and the calculation uses 40% of the Death Benefit accelerated regardless of the age, gender, Underwriting Class or severity of the illness. This percentage will not change for the life of the policy.

Protected Death Benefit

The Protected Death Benefit endorsement, if elected and subject to eligibility, allows you to utilize cash value growth to guarantee (protect) a portion of the Death Benefit while retaining access to the remainder of the cash value. It enables you to choose the best fit for your needs at the time of election. Certain guidelines and restrictions apply. Refer to the policy for completed details.

Possible scenarios include:

1. Value - seeks a cost-effective blend of Protected Death Benefit & cash value access;
2. Income - seeks to maximize access to cash value accumulation;
3. Protection - seeks to maximize the Protected Death Benefit.

Example:

Gary with Projected Benefits at Age 77

Using Non-Guaranteed Net Cash Surrender Value & Death Benefit

	Protected Death Benefit	Distributable Fund*
Value	\$40,181	\$5,133
Income	\$25,000	\$15,611
Protection	\$40,181	\$5,133

*Illustrated Distribution Fund projection is not assuming any Loan balance

If the policy has a Premium Guarantee Rider attached to it, such rider will be terminated upon the election of the Protected Death Benefit. The Protected Death Benefit cannot be elected if the Overloan Protection Benefit or the Accelerated Death Benefit are in effect or if the ratio of the Policy Debt to the Account Value is greater than the Protected Death Benefit Distributable Account Percentage. Refer to the policy for complete details.

Overloan Protection Benefit

This endorsement, if elected, guarantees that your policy will not lapse due to a large outstanding Loan and continue to provide Death Benefit coverage. This guarantee helps prevent the tax consequences that could result if the policy were to lapse¹. Guaranteed during the Overloan Protection period, the policy will remain in effect until the insured's death provided the policy is not terminated due to surrender and the owner does not take Policy Loans or Withdrawals during the Overloan Protection period. This benefit may reduce the Death Benefit and will terminate the Protected Death Benefit. Certain guidelines, restrictions, and limitations apply. Refer to the policy for complete details.

Note: You can take advantage of either the Protected Death Benefit or the Overloan Protection. However, only one of the two endorsements can be in effect at any given time. If the Overloan Protection benefit is elected, Accelerated Death Benefits cannot be elected. For details of these terms see the Key Terms and Definitions sections later in the illustration.

¹Neither North American Company for Life and Health Insurance nor its agents give legal or tax advice. Please consult with and rely on a qualified legal or tax advisor before entering into or paying additional premiums with respect to such arrangements.

Summary of Coverages

Life Insurance

Death Benefit @ age 85

\$394,000

Cash Value Accumulation

Policy has potential to accumulate cash value that can be accessed through Policy Loans and Withdrawals for additional retirement income or an emergency fund. These values have been derived from the Projected Policy Values shown later in the illustration. For details of these terms see the Key Terms and Definitions section later in the illustration.

\$7,506 @ age 72

Non-Guaranteed Surrender Value

\$0 @ age 100

Non-Guaranteed Surrender Value

Included Benefits

	Highlights	Period	Premium
Terminal Illness* Accelerated Death Benefit Endorsement (Form Series ICC22E109)	Max: 90% of the Death Benefit on election date up to \$1,000,000	All Years	There is no additional monthly Deduction or premium charge for the Accelerated Death Benefit Endorsement. However, the actual payment you receive in connection with any acceleration will be discounted and is lower than the Death Benefit amount accelerated. In addition, there is an administrative fee required each time an Accelerated Death Benefit payment is made for Terminal Illness or a Chronic Illness.
Chronic Illness* Accelerated Death Benefit Endorsement (Form Series ICC22E109)	Max: 24% of the Death Benefit on initial election date up to \$480,000	All Years	
Critical Illness* Accelerated Death Benefit Endorsement (Form Series ICC22E109)	Max: 25% of the Death Benefit on each election date up to \$50,000	All Years	

*See "Key Terms and Definitions" for more details about Accelerated Terminal, Chronic and/or Critical Illness

This is an illustration only, not an offer, contract, or promise of future policy performance. Coverage is subject to the terms and conditions of the policy. The basic illustration is not valid unless all pages are included.

7/2/2025 at 2:11:18PM

	Highlights	Period	Premium
Overloan Protection Benefit Endorsement* (Form Series ICC22E103)	When elected, guarantees that during the overloan protection period, the policy will not lapse due to excessive Policy Debt and will remain in force until the insured's death.	Able to access this benefit when insured is \geq age 65 and the policy has been in effect for at least 15 years	There is no additional monthly Deduction or premium charge for Overloan Protection Benefit.
Protected Death Benefit Endorsement* (Form Series ICC22E104)	When elected, guarantees a portion of the Death Benefit while still having access to the remaining cash value. You can specify the Death Benefit amount to be protected.	Able to access this benefit when insured is \geq age 65 and the policy has been in effect for at least 15 years	There is no additional monthly Deduction or premium charge for Protected Death Benefit. Charges may apply if exercised.
Interest Bonus on the Indexed Account Value* (Form Series ICC24E114)	Only applies to amounts allocated to the Fidelity MFY Index SM 5% ER Annual Point to Point. We will add a guaranteed Interest Bonus to the interest rate used to calculate the Index Credit. This Bonus is reflected in the values shown on the "Projected Policy Values" pages of this illustration. The timing and amount of this bonus varies by Index Selection. This Bonus does not apply to any portion of the Index Account Value attributable to Policy Debt.	Available all years	There is no additional monthly Deduction or premium charge for the Interest Bonus on the Indexed Account.

*This endorsement may not be available with certain health or other conditions. Certain guidelines and restrictions apply. Refer to the policy for complete details.

Selected Riders

	Highlights	Period	Premium
Premium Guarantee Rider (Form Series ICC24R104)	Enables the owner to extend the Death Benefit guarantee to any age up to age 120 as long as the required premium is paid.	All Years Only available upon policy issue.	\$1,340 Annually

*This rider may not be available with certain health or other conditions. Certain guidelines and restrictions apply. Refer to the policy for complete details.

Current Index Selections and Initial Premium Allocations

The first charts below shows the guaranteed Index Cap Rate, Index Participation Rate, Index Floor Rate, Index Spread Rate, Interest Bonus, and Current Percent of Account Value Charge Rate for each Index Selection with the second charts showing current non-guaranteed values. The Index(es) you have selected are highlighted in gray and shows the percentage of your Premium Outlay that you have chosen to allocate on this illustration to each Index Selection and the Fixed Account. The current non-guaranteed rates are subject to change but will never be less favorable than the guaranteed rates shown. This illustration assumes that your chosen allocations are used for the life of the policy. You may change the allocation of future premiums at any time while the policy is in effect. Also, you may transfer existing funds at the end of an Index Period. For details of these terms see the Key Terms and Definitions section later in the illustration.

All Index selections or Index Crediting Methods may not be available in all jurisdictions.

Index	Index Crediting Method	Minimum Index Cap Rate	Minimum Index Par Rate	Minimum Index Floor Rate	Maximum Spread Rate	Minimum Interest Bonus	Initial Premium Allocation
S&P 500®	Annual Point-to-Point	2%	100%	0%	None	N/A	50.00%
High Par Fidelity MFY 5% ER~	Annual Point-to-Point	None	35%	0%	None	N/A	50.00%
Fidelity MFY Index 5% ER^	Annual Point-to-Point	None	35%	0%	None	0.50% years 1+	0%
S&P 500®	Annual Point-to-Point w/ Spread	None	100%	0%	30%	N/A	0%
High Par S&P 500®	Annual Point-to-Point	1%	140%	0%	None	N/A	0%
Uncapped S&P 500®	Annual Point-to-Point	None	10%	0%	None	N/A	0%
S&P 500®	Monthly Point-to-Point	0.50%	100%	0%	None	N/A	0%
S&P MidCap 400®	Annual Point-to-Point	2%	100%	0%	None	N/A	0%
Russell 2000®	Annual Point-to-Point	2%	100%	0%	None	N/A	0%
Fixed Account	None	None	None	None	None	N/A*	0%

~High Par Fidelity Multifactor Yield IndexSM 5% ER

^Fidelity Multifactor Yield IndexSM 5% ER

Index	Index Crediting Method	Current Index Cap Rate	Current Index Par Rate	Current Index Floor Rate	Current Spread Rate	Current Interest Bonus
S&P 500®	Annual Point-to-Point	8.25%	100%	0.25%	None	N/A
High Par Fidelity MFY 5% ER~	Annual Point-to-Point	None	210%	0%	None	N/A
Fidelity MFY Index 5% ER^	Annual Point-to-Point	None	170%	0%	None	1.00% years 1+
S&P 500®	Annual Point-to-Point w/ Spread	None	100%	0%	6.50%	N/A
High Par S&P 500®	Annual Point-to-Point	7.85%	140%	0%	None	N/A
Uncapped S&P 500®	Annual Point-to-Point	None	56%	0%	None	N/A
S&P 500®	Monthly Point-to-Point	2.90%	100%	0%	None	N/A
S&P MidCap 400®	Annual Point-to-Point	9.00%	100%	0%	None	N/A
Russell 2000®	Annual Point-to-Point	9.40%	100%	0%	None	N/A
Fixed Account	None	None	None	None	None	N/A

~High Par Fidelity Multifactor Yield IndexSM 5% ER

^Fidelity Multifactor Yield IndexSM 5% ER

The High Par Fidelity Multifactor Yield IndexSM 5% ER Annual Point Index Selection is the same as the Fidelity Multifactor Yield IndexSM 5% ER Annual Point to Point Index Selection except that in exchange for an interest bonus on the Index Account the High Par Fidelity Multifactor Yield IndexSM 5% ER Annual Point Index Selection provides an increased participation rate when compared to the Fidelity Multifactor Yield IndexSM 5% ER Annual Point to Point Index Selection. The additional participation provided by the High Par Fidelity Multifactor Yield IndexSM 5% ER Annual Point Index Selection may or may not offset the additional cost or loss of benefits associated with electing this option when compared to the Fidelity Multifactor Yield IndexSM 5% ER Annual Point to Point Index Selection.

The following chart shows the minimum, average, and maximum of the average annual returns for the Benchmark Index Account. The Benchmark Index Account is based upon historical returns of the S&P® 500 Index. The prescribed parameters for determining the value for this account are defined in the applicable illustration regulation as adopted by the NAIC or the state in which the policy will be issued, and include an Index Floor Rate of 0%, an Index Participation Rate of 100% and the required use of a cap. Note, the Benchmark Index Account is not offered on this product but is rather used for a comparative basis.

Minimum	Average	Maximum
4.83%	7.18%	8.75%

This is an illustration only, not an offer, contract, or promise of future policy performance. Coverage is subject to the terms and conditions of the policy. The basic illustration is not valid unless all pages are included.

7/2/2025 at 2:11:18PM

Historical Index Change Detail

The following charts show historical detail for each year in the most recent 20-year period. "Index Change" shows the change for the specified Index and Index Crediting Method combination. "Return for Index Selection" shows the return for that Index Selection using the current Index Cap Rate, current Index Spread Rate, current Index Participation Rate, and the current Index Floor Rate. The Average is the average annual return over the 20-year period. These calculations assume money was deposited on December 31. If December 31 was not a business day, the value from the next business day was used. For details of these terms see the Key Terms and Definitions section later in the illustration.

End Year	S&P 500® Annual PTP		High Par Fidelity Multifactor Yield Index SM 5% ER		Fidelity Multifactor Yield Index SM 5% ER Annual PTP		S&P 500® Annual PTP w/Spread		High Par S&P 500® Annual PTP	
	Index Change	Return for Index Selection	Index Change	Return for Index Selection	Index Change	Return for Index Selection	Index Change	Return for Index Selection	Index Change	Return for Index Selection
2005	4.7%	4.7%	-0.9%	0.0%	-0.9%	0.0%	4.7%	0.0%	4.7%	6.6%
2006	13.5%	8.3%	3.5%	7.4%	3.5%	6.0%	13.5%	7.0%	13.5%	7.9%
2007	3.5%	3.5%	4.6%	9.6%	4.6%	7.8%	3.5%	0.0%	3.5%	4.9%
2008	-38.5%	0.3%	-0.4%	0.0%	-0.4%	0.0%	-38.5%	0.0%	-38.5%	0.0%
2009	23.5%	8.3%	4.4%	9.3%	4.4%	7.5%	23.5%	17.0%	23.5%	7.9%
2010	12.8%	8.3%	11.7%	24.5%	11.7%	19.8%	12.8%	6.3%	12.8%	7.9%
2011	1.5%	1.5%	10.0%	20.9%	10.0%	16.9%	1.5%	0.0%	1.5%	2.2%
2012	13.4%	8.3%	7.2%	15.1%	7.2%	12.2%	13.4%	6.9%	13.4%	7.9%
2013	29.6%	8.3%	4.5%	9.4%	4.5%	7.6%	29.6%	23.1%	29.6%	7.9%
2014	11.4%	8.3%	10.9%	23.0%	10.9%	18.6%	11.4%	4.9%	11.4%	7.9%
2015	-0.7%	0.3%	-2.5%	0.0%	-2.5%	0.0%	-0.7%	0.0%	-0.7%	0.0%
2016	10.5%	8.3%	6.6%	13.8%	6.6%	11.2%	10.5%	4.0%	10.5%	7.9%
2017	20.4%	8.3%	8.0%	16.8%	8.0%	13.6%	20.4%	13.9%	20.4%	7.9%
2018	-6.2%	0.3%	-0.5%	0.0%	-0.5%	0.0%	-6.2%	0.0%	-6.2%	0.0%
2019	28.9%	8.3%	11.8%	24.8%	11.8%	20.0%	28.9%	22.4%	28.9%	7.9%
2020	16.3%	8.3%	4.3%	9.0%	4.3%	7.3%	16.3%	9.8%	16.3%	7.9%
2021	26.9%	8.3%	3.3%	7.0%	3.3%	5.7%	26.9%	20.4%	26.9%	7.9%
2022	-19.8%	0.3%	-11.7%	0.0%	-11.7%	0.0%	-19.8%	0.0%	-19.8%	0.0%
2023	23.5%	8.3%	2.7%	5.7%	2.7%	4.6%	23.5%	17.0%	23.5%	7.9%
2024	23.8%	8.3%	-0.2%	0.0%	-0.2%	0.0%	23.8%	17.3%	23.8%	7.9%
Average		5.9%		9.8%		7.9%		8.5%		5.8%

This is an illustration only, not an offer, contract, or promise of future policy performance. Coverage is subject to the terms and conditions of the policy. The basic illustration is not valid unless all pages are included.

7/2/2025 at 2:11:18PM

End Year	Uncapped S&P 500® Annual PTP		S&P 500® Monthly PTP		S&P Midcap 400® Annual PTP		Russell 2000® Annual PTP	
	Index Change	Return for Index Selection	Index Change	Return for Index Selection	Index Change	Return for Index Selection	Index Change	Return for Index Selection
2005	4.7%	2.6%	4.9%	3.5%	12.9%	9.0%	5.0%	5.0%
2006	13.5%	7.6%	12.9%	12.2%	9.4%	9.0%	17.0%	9.4%
2007	3.5%	2.0%	3.9%	0.0%	6.7%	6.7%	-2.8%	0.0%
2008	-38.5%	0.0%	-44.0%	0.0%	-37.3%	0.0%	-34.8%	0.0%
2009	23.5%	13.1%	24.9%	0.0%	35.0%	9.0%	25.2%	9.4%
2010	12.8%	7.2%	14.1%	0.0%	24.9%	9.0%	25.3%	9.4%
2011	1.5%	0.9%	2.7%	0.0%	-2.1%	0.0%	-4.0%	0.0%
2012	13.4%	7.5%	13.2%	8.9%	16.1%	9.0%	14.6%	9.4%
2013	29.6%	16.6%	26.5%	21.1%	31.6%	9.0%	37.0%	9.4%
2014	11.4%	6.4%	11.1%	8.9%	8.2%	8.2%	3.5%	3.5%
2015	-0.7%	0.0%	0.2%	0.0%	-3.7%	0.0%	-5.7%	0.0%
2016	10.5%	5.9%	10.5%	5.7%	19.4%	9.0%	20.2%	9.4%
2017	20.4%	11.4%	18.8%	18.1%	15.5%	9.0%	14.2%	9.4%
2018	-6.2%	0.0%	-5.0%	0.0%	-12.5%	0.0%	-12.2%	0.0%
2019	28.9%	16.2%	26.5%	15.7%	24.1%	9.0%	23.7%	9.4%
2020	16.3%	9.1%	18.5%	0.0%	11.8%	9.0%	18.4%	9.4%
2021	26.9%	15.1%	24.6%	15.9%	23.2%	9.0%	13.7%	9.4%
2022	-19.8%	0.0%	-19.5%	0.0%	-14.9%	0.0%	-22.0%	0.0%
2023	23.5%	13.2%	22.2%	9.7%	14.1%	9.0%	14.3%	9.4%
2024	23.8%	13.4%	21.8%	19.1%	12.1%	9.0%	9.9%	9.4%
Average		7.4%		6.9%		6.6%		6.1%

This is an illustration only, not an offer, contract, or promise of future policy performance. Coverage is subject to the terms and conditions of the policy. The basic illustration is not valid unless all pages are included.

7/2/2025 at 2:11:18PM
 South Dakota
 Page 15 of 39

Historical Returns & Current Illustrated Rates for Index Selections

The following chart shows historical returns for the various available Index Selections based on the current Index Cap Rate, Index Spread Rate, Index Floor Rate, and Index Participation Rate for each Index Selection as shown in the “Index Selections and Initial Premium Allocation” section of this illustration. Also shown is the Annual Maximum Illustrated Rate that can be used in this illustration for each of the available Index Selections. The Annual Maximum Illustrated Rate is the average annual return (using current cap rates) of a rolling 25-year period over a 65 year time span or, if less, the longest time span available. These rates are in compliance with the applicable illustration regulation as adopted by the NAIC or the state in which the policy will be issued. These calculations assume that premium was paid on each business day of the year. Historical performance of the indices is not intended to predict or project performance. **Each of the Index and Index Crediting Methods available performs differently in various market scenarios. There is not one particular Index selection or Index Crediting Method that performs better than the other Index or Index Crediting Methods when observed in all market scenarios.**

The Annual Maximum Illustrated Rate is not an expected rate for any given year. When premium payments are allocated to one or more Index Selections, the amount credited to your policy will depend on the actual change in the selected Index. The actual credited rate for any given year will almost certainly be different from the illustrated rate. It is not possible to know in advance what the actual credited rate will be, but it will never be less than 0%.

Average Rates of Return Rounded to the Nearest 0.1%

The Average Rate of Return uses the current Index Cap Rate, Index Participation Rate, Index Spread Rate, and Index Floor Rate and assumes money was deposited on each business day of the year. All Index Selections or Index Crediting Methods may not be available in all jurisdictions.

Index	Index Crediting Method	5 Year	10 Year	20 Year	25 Year	30 Year	40 Year	Annual Max Illustrated Rate
S&P 500®	Annual Point-to-Point	6.0%	5.9%	5.9%	5.4%	5.8%	5.9%	5.48%
High Par Fidelity MFY 5% ER~*	Annual Point-to-Point	6.0%	7.9%	9.8%	9.5%	N/A	N/A	5.57%
Fidelity MFY Index 5% ER^*	Annual Point-to-Point	4.9%	6.4%	8.0%	7.7%	N/A	N/A	4.49%
S&P 500®	Annual Point-to-Point w/ Spread	11.6%	8.0%	7.1%	6.4%	8.2%	8.1%	5.58%
High Par S&P 500®	Annual Point-to-Point	5.8%	5.8%	5.8%	5.4%	5.7%	5.8%	5.39%
Uncapped S&P 500®	Annual Point-to-Point	9.2%	7.2%	6.7%	6.1%	7.3%	7.3%	5.55%
S&P 500®	Monthly Point-to-Point	7.4%	6.6%	6.1%	5.4%	6.2%	6.1%	5.01%
S&P MidCap 400®	Annual Point-to-Point	5.0%	5.2%	5.8%	5.7%	6.1%	N/A	5.54%
Russell 2000®	Annual Point-to-Point	4.7%	4.9%	5.5%	5.4%	5.6%	5.8%	5.55%

This is an illustration only, not an offer, contract, or promise of future policy performance. Coverage is subject to the terms and conditions of the policy. The basic illustration is not valid unless all pages are included.

7/2/2025 at 2:11:18PM
South Dakota
Page 16 of 39

~High Par Fidelity Multifactor Yield IndexSM 5% ER

^Fidelity Multifactor Yield IndexSM 5% ER

* For periods when an index was not in existence values shown are back-tested. Back-testing and other statistical analyses use simulated analysis and hypothetical circumstances to estimate how the index may have performed prior to its actual existence. The results obtained from such "back-testing" should not be considered indicative of the actual results that might be obtained from an investment in the index. The actual performance of an index may vary significantly from the results obtained from back-testing. Unlike an actual performance record, simulated results are achieved by means of the retroactive application of a back-tested model itself designed with the benefit of hindsight and knowledge of factors that may have possibly affected its performance. Calculation based on simulated performance is purely hypothetical and may not be an accurate or meaningful comparison. Past performance (actual or simulated) is not necessarily indicative of future results. These indexes are managed to a volatility target, and as a result the index performance will not match the performance of any other index or the markets in general since volatility control tends to reduce both the rate of negative performance and positive performance of the underlying index, thereby creating more stabilized performance. These Indexes use an excess return methodology. Index performance is reported after subtracting a benchmark rate.

Projected Policy Values

Non-guaranteed benefits and values are not guaranteed and are subject to change and may be more or less favorable than shown. This illustration assumes premiums are paid on the Monthly EFT Index Sweep Date. Values and benefits are as of the end of the policy year and will vary depending upon the amount and timing of the premium payments. The assumed payments on which the illustrated benefits and values are based shall be identified as Premium Outlay.

This illustration is based on the following **Initial Premium Allocations**: S&P 500® Annual Pt-to-Pt 50%; High Par Fidelity Multifactor Yield IndexSM 5% ER Annual Pt-to-Pt 50%;

INTEREST AND COST SCENARIOS

Initial Death Benefit: \$638,000

Death Benefit Option: 1-Level

Initial Monthly EFT Premium: \$877.34

End of Year	Beg/End of Yr Age	Annualized Modal Premium Type	Guaranteed Maximum Charges Minimum Account Value: 2.00%			Non-Guaranteed Alternate Current Charges Index Credits: 3.75%			Non-Guaranteed Assumed Current Charges Index Credits: 5.53%**		
			Account Value	Net Cash Surrender Value	Death Benefit	Account Value	Net Cash Surrender Value	Death Benefit	Account Value	Net Cash Surrender Value	Death Benefit
1*	62/63	10,528.08 P	1,571	0	638,000	3,273	0	638,000	3,281	0	638,000
2	63/64	10,528.08 P	2,718	0	638,000	6,350	0	638,000	6,539	0	638,000
3	64/65	10,528.08 P	3,432	0	638,000	8,595	0	638,000	9,032	0	638,000
4	65/66	10,528.08 P	3,703	0	638,000	10,667	0	638,000	11,425	0	638,000
5	66/67	10,528.08 P	3,441	0	638,000	12,539	0	638,000	13,678	0	638,000
6	67/68	10,528.08 P	2,554	0	638,000	14,283	0	638,000	15,867	0	638,000
7	68/69	10,528.08 P	1,023	0	638,000	15,831	0	638,000	17,932	0	638,000
8	69/70	10,528.08 P	0	0	638,000	17,086	0	638,000	19,771	886	638,000
9	70/71	10,528.08 P	0	0	638,000	18,337	984	638,000	21,672	4,319	638,000
10	71/72	10,528.08 P	0	0	638,000	19,277	3,454	638,000	23,328	7,506	638,000
		105,280.80									
11	72/73	10,528.08 P	0	0	528,000	19,568	8,163	528,000	24,365	12,961	528,000
12	73/74	10,528.08 P	0	0	528,000	22,006	12,713	528,000	27,623	18,330	528,000
13	74/75	10,528.08 P	0	0	528,000	24,145	16,964	528,000	30,689	23,509	528,000
14	75/76	10,528.08 P	0	0	528,000	25,737	21,090	528,000	33,324	28,677	528,000
15	76/77	10,528.08 P	0	0	528,000	26,585	24,473	528,000	35,337	33,225	528,000

This is an illustration only, not an offer, contract, or promise of future policy performance. Coverage is subject to the terms and conditions of the policy. The basic illustration is not valid unless all pages are included.

INTEREST AND COST SCENARIOS

Initial Death Benefit: \$638,000

Death Benefit Option: 1-Level

Initial Monthly EFT Premium: \$877.34

End of Year	Beg/End of Yr Age	Annualized Modal Premium Type	Guaranteed Maximum Charges Minimum Account Value: 2.00%			Non-Guaranteed Alternate Current Charges Index Credits: 3.75%			Non-Guaranteed Assumed Current Charges Index Credits: 5.53%**		
			Account Value	Net Cash Surrender Value	Death Benefit	Account Value	Net Cash Surrender Value	Death Benefit	Account Value	Net Cash Surrender Value	Death Benefit
16	77/78	10,528.08 P	0	0	528,000	28,868	28,868	528,000	38,913	38,913	528,000
17	78/79	10,528.08 P	0	0	528,000	30,205	30,205	528,000	41,674	41,674	528,000
18	79/80	10,528.08 P	0	0	528,000	30,630	30,630	528,000	43,692	43,692	528,000
19	80/81	10,528.08 P	0	0	528,000	29,850	29,850	528,000	44,683	44,683	528,000
20	81/82	10,528.08 P	0	0	528,000	27,313	27,313	528,000	44,117	44,117	528,000
		210,561.60									
21	82/83	10,528.08 P	0	0	394,000	27,074	27,074	394,000	46,060	46,060	394,000
22	83/84	10,528.08 P	0	0	394,000	25,047	25,047	394,000	46,485	46,485	394,000
23	84/85	10,528.08 P	0	0	394,000	21,221	21,221	394,000	45,417	45,417	394,000
24	85/86	10,528.08 P	0	0	394,000	15,174	15,174	394,000	42,479	42,479	394,000
25	86/87	10,528.08 P	0	0	394,000	6,373	6,373	394,000	37,276	37,276	394,000
26	87/88	10,528.08 P	0	0	394,000	0	0	394,000	29,200	29,200	394,000
27	88/89	10,528.08 P	0	0	394,000	0	0	394,000	17,404	17,404	394,000
28	89/90	10,528.08 P	0	0	394,000	0	0	394,000	864	864	394,000
29	90/91	10,528.08 P	0	0	394,000	0	0	394,000	0	0	394,000
30	91/92	10,528.08 P	0	0	394,000	0	0	394,000	0	0	394,000
		315,842.40									
31	92/93	10,528.08 P	0	0	394,000	0	0	394,000	0	0	394,000
32	93/94	10,528.08 P	0	0	394,000	0	0	394,000	0	0	394,000
33	94/95	10,528.08 P	0	0	394,000	0	0	394,000	0	0	394,000
34	95/96	10,528.08 P	0	0	394,000	0	0	394,000	0	0	394,000
35	96/97	10,528.08 P	0	0	394,000	0	0	394,000	0	0	394,000
36	97/98	10,528.08 P	0	0	394,000	0	0	394,000	0	0	394,000
37	98/99	10,528.08 P	0	0	394,000	0	0	394,000	0	0	394,000

This is an illustration only, not an offer, contract, or promise of future policy performance. Coverage is subject to the terms and conditions of the policy. The basic illustration is not valid unless all pages are included.

INTEREST AND COST SCENARIOS

 Initial Death Benefit: \$638,000
 Death Benefit Option: 1-Level
 Initial Monthly EFT Premium: \$877.34

				Guaranteed Maximum Charges Minimum Account Value: 2.00%			Non-Guaranteed Alternate Current Charges Index Credits: 3.75%			Non-Guaranteed Assumed Current Charges Index Credits: 5.53%**		
End of Year	Beg/End of Yr Age	Annualized Modal Premium Type		Account Value	Net Cash Surrender Value	Death Benefit	Account Value	Net Cash Surrender Value	Death Benefit	Account Value	Net Cash Surrender Value	Death Benefit
38	99/100	10,528.08 P		0	0	394,000	0	0	394,000	0	0	394,000
39	100/101	10,528.08 P		0	0	394,000	0	0	394,000	0	0	394,000
40	101/102	10,528.08 P		0	0	394,000	0	0	394,000	0	0	394,000
		421,123.20										
41	102/103	10,528.08 P		0	0	394,000	0	0	394,000	0	0	394,000
42	103/104	10,528.08 P		0	0	394,000	0	0	394,000	0	0	394,000
43	104/105	10,528.08 P		0	0	394,000	0	0	394,000	0	0	394,000
		452,707.44										

Interest & Cost Scenarios Descriptions:

Amounts shown in the Annualized Modal Premium column are annualized.

TYPE

P = Premium (Monthly EFT)

Non-Guaranteed Alternate weighted average interest rates for Index Selections: 3.75%

**Non-Guaranteed weighted average interest rates for Index Selections: 5.53% all years.

* Non-Guaranteed Alternate values shown for this year are based on the Minimum Account Value. Refer to the definition of Minimum Account Value in the Policy Values.

Based on the premium payments and exchanges information used in this illustration, this policy will not qualify for the Premium Recovery Endorsement.

Key Terms and Definitions

**Accelerated
Death Benefit
Endorsement**

The Accelerated Death Benefit Endorsement (ADBE) allows for the owner to accelerate a portion of the policy's Death Benefit if the insured is diagnosed with a qualifying illness. The owner specifies the amount to accelerate up to the maximum allowed. There is no monthly Deduction or premium or charge for this endorsement; however, the actual payment received in connection with any acceleration will be discounted and is lower than the Death Benefit amount accelerated. In addition, there is an administrative fee when an Accelerated Death Benefit payment is made. Since this benefit is paid prior to death, the benefit payment to the owner will be discounted from the amount accelerated. An election to accelerate benefits will reduce the remaining Death Benefit and Account Values in the policy. If the policy has a Loan balance, a portion of the payment will be used to reduce the Policy Debt. The endorsement provide Accelerated Death Benefits for Terminal Illness, Chronic Illness and Critical Illness; however, the owner can only elect to accelerate benefits under one of these qualifying events at any given time. The maximum Death Benefit we will accelerate on the policy is \$2,000,000.

The maximum amount available for election is dependent on the actual Death Benefit at the time of election. As shown in the policy illustration, the actual Death Benefit can vary based on many factors, such as interest credited and the use of guaranteed or current charges. Policy Values such as the Net Cash Surrender Value and Policy Debt can have an impact on your payment at the time of election. Any payment amounts illustrated for accelerated benefits are not guaranteed and can only be determined at the time of the actual acceleration of the Death Benefit.

See description of each endorsement below and reference the "Accelerated Death Benefit Endorsement Summary and Disclosure Statement" you receive at time of application for more details.

Amounts payable as accelerated benefits could be taxable under some circumstances. We recommend that you consult your personal tax advisor prior to electing an accelerated benefit under this endorsement to assess the tax treatment in your individual circumstances.

ADBE - Terminal Illness Benefit	<p>The insured qualifies as terminally ill if a physician has certified that the insured's life expectancy is 24 months or less. The minimum Terminal Illness benefit is 10% of the Death Benefit on the Election Date or \$100,000, if smaller. The maximum Terminal Illness benefit is 90% of the Death Benefit on the Election Date or \$1,000,000, if smaller.</p> <p>The Accelerated Death Benefit payment amount that is received from the Terminal Illness benefit is based on the following factors:</p> <ol style="list-style-type: none"> 1. The benefit discount rate that the Company is required to use at the time of election. A higher discount rate results in a lower payment. 2. The insured's life expectancy used by the Company. The longer the Company assumes the insured lives with Terminal Illness, the lower the payment.
ADBE - Chronic Illness Benefit	<p>The insured qualifies as chronically ill if a physician has certified, within the last 12 months, that the insured is unable to perform for at least 90 days, without substantial assistance from another person, at least two Activities of Daily Living or requires substantial supervision by another person, to protect oneself from threats to health and safety due to severe cognitive impairment. (Activities of Daily Living include bathing, continence, dressing, eating, toileting and transferring). The minimum Chronic Illness benefit is 5% of the Death Benefit on the initial Election Date or \$50,000 if smaller. The maximum Chronic Illness benefit is 24% of the Death Benefit on the initial Election Date or \$480,000, if smaller.</p> <p>The Accelerated Death Benefit payment amount that is received from the Chronic Illness benefit is based on the following factors:</p> <ol style="list-style-type: none"> 1. The insured's age at election. In general, the younger the insured's age at the time of election, the lower the payment. 2. The benefit discount rate that the Company is required to use at the time of election. A higher discount rate results in a lower payment. 3. The insured's life expectancy used by the Company. The longer the Company assumes the insured lives with a Chronic Illness, the lower the payment.
ADBE - Critical Illness Benefit	<p>The insured qualifies as critically ill if a physician has certified that the insured has had one of the following specified medical conditions within the last 12 months: cancer, heart attack, kidney failure, major organ transplant, or stroke as defined in the endorsement. The minimum Critical Illness benefit amount that can be accessed at each election is \$2,500. The maximum Critical Illness benefit at the time of election is the smaller of 25% of the policy's Death Benefit at the time of election or \$50,000.</p> <p>The Accelerated Death Benefit payment amount for the Critical Illness benefit is determined by using 40% of the Accelerated Death Benefit at the time of election - regardless of age, gender, Underwriting Class, or severity of the illness. This percentage will not change for the life of the policy.</p>

Cash Value Accumulation Test	<p>This test is used to determine whether an insurance product can be taxed as insurance rather than an investment. If at any time the Account Value is greater than the amount required under the Cash Value Accumulation Test of Section 7702 of the Internal Revenue Code, the policy's Death Benefit may be automatically increased to qualify your policy as life insurance. Failure to qualify as life insurance could have adverse tax consequences. This illustration conforms to the requirements of the test.</p> <p>The Annual Premium that must be paid to guarantee coverage for the duration of your Policy is \$14,423.76. The calculation of this premium is based on the following assumptions:</p> <ul style="list-style-type: none"> • all premiums are allocated to the Fixed Account; • guaranteed minimum interest rates are applied; • guaranteed maximum monthly Deductions are applied; • premiums are paid in all years to age 120, regardless of the premium payment pattern shown in the "Projected Policy Values" pages; • Lump Sum and 1035 Exchange amounts, if any, are not included; • Policy changes, Withdrawals, and Loans are not included; and • Riders and ratings, if illustrated, are included. <p>Under these assumptions, the calculated premium will generate at least \$1.00 of Surrender Value at age 120. Any policy changes, Withdrawals, or Loans combined with the calculated premium may cause the policy to lapse prior to age 120.</p>
Death Benefit	<p>See Life Insurance Benefit</p>
Death Benefit - Level Death Benefit	<p>The Death Benefit is the amount paid to the named beneficiary when the insured person dies while this policy is in effect. The actual amount payable may be lower if the Death Benefit is reduced, a Policy Loan or Withdrawal is taken, or if the Death Benefit is accelerated. It may be higher if the insured increases the Death Benefit, or if the policy corridor rules apply. See the policy for details on corridor percentages and how they impact the Death Benefit.</p>
Deductions	<p>The Deduction for a Policy Month is equal to the cost of insurance for that Policy Month plus the expense amount plus any rider charge for that Policy Month. If enough money has been allocated to the Fixed Account to cover the monthly Deductions, the Deductions will be taken from the Fixed Account (we do not require money to be allocated to the Fixed Account). If the Fixed Account does not have enough money to cover the monthly Deductions, the remainder will be taken from the Holding Account. If the Fixed Account and the Holding Account do have enough money to cover the monthly Deductions, the Deductions will be taken from the Fixed Account, Holding Account, and each of the Index Selections. If there are multiple Index Segments within an Index Selection, monthly Deductions are taken from the Index Segment with the most recent Index Period start date.</p>

Indexed Universal Life Insurance	Indexed Universal Life is a type of universal life insurance product that offers a Death Benefit coupled with a cash value account that can be used to pay policy premiums or take Withdrawals or Loans. Indexed Universal Life usually provides a Floor, but offers higher upside interest crediting based on the performance of an underlying Index such as the S&P 500 Index.
Life Insurance Benefit	The Life Insurance Benefit is the actual amount payable upon the insured's death. This may be decreased by Loans or Withdrawals, acceleration of the Death Benefits, or increased by additional insurance benefits and/or provisions. The insurance policy will specify how to determine the benefit.
Maturity Date	The insured age which would be considered the Maturity Date of this policy is age 120. If the insured is living at maturity and the policy is still in effect, the owner may ask us to extend the Maturity Date indefinitely as allowed by law. There are no charges, Deductions or premiums beyond age 120 of the insured.
Modified Endowment Contract (MEC)	<p>According to the Internal Revenue Code, a life insurance policy is considered a Modified Endowment Contract ("MEC") if the accumulated premiums paid at any time during the first 7 policy years, or during any 7-year testing period following a material change, exceed the sum of the 7-Pay premium for the same period. 7-Pay Premiums are computed according to the Internal Revenue Code. If a life insurance policy is a MEC, a Withdrawal or Policy Loan may be taxable upon receipt. Further, unpaid Loan interest may be taxable. Also, if you are exchanging a MEC for a life insurance policy, the new policy will automatically be a MEC regardless of the amount of premiums paid. If a policy is not already a MEC, after any seven year testing periods are complete, the 7-Pay Premium can be exceeded without affecting the tax status of Loans or Withdrawals as long as premiums do not result in a benefit increase that is classified as a material change. A material change in policy benefits, including Death Benefit increases due to the Cash Value Accumulation Test, will cause your policy to start a new 7-year testing period and again be subject to the 7-Pay Premium rules. Policies that comply with the definition of life insurance under the Cash Value Accumulation Test (CVAT) have an additional requirement that if accumulated premiums at any time during the policy exceed seven times the 7-Pay Premium, the policy will be a MEC. Regardless of the result of this testing, the Death Benefit will be received income tax free based on the current tax code.</p> <p>Based on the premium payments and exchanges information used in this illustration, this policy is not a Modified Endowment Contract.</p>
Net Premium	This is the portion of each premium paid that will be added to the Account Value. It is equal to the premium paid, minus the Premium Load.
No Lapse Guarantee - Required Minimum Premium	The No Lapse Guarantee Provision is not applicable if the Premium Guarantee Rider is in effect.

This is an illustration only, not an offer, contract, or promise of future policy performance. Coverage is subject to the terms and conditions of the policy. The basic illustration is not valid unless all pages are included.

7/2/2025 at 2:11:18PM

Percent of Account Value Charge	The Percent of Account Value Charge may vary by index selection but is guaranteed not to exceed 0.005% monthly for all index selections. The Charge ends at attained age 100.
Premium Load	A Premium Load is a percentage of the premium that will be charged each time a premium is paid. Policy charges, including the Premium Load, are guaranteed not to exceed the maximums listed in the policy.
Premium Outlay	The premium amount that appears in any given year on the "Projected Policy Values" pages is the sum of the payments you plan to make each year. This illustration assumes that all scheduled premium payments are received on the Index Sweep Date for each Monthly EFT payment period. Premiums received that vary in amount or timing from those illustrated may result in significantly different illustrated performance including, but not limited to, Account Value and/or policy Death Benefit duration.
Premium Recovery Endorsement	<p>The Premium Recovery Endorsement (PRE) allows the owner to fully-surrender the policy during the Premium Recovery Period and recover all or a portion of total premiums paid less any Policy Debt or Withdrawals, including Withdrawal charges and processing fees. The total premiums paid will be reduced by the same portion as the Death Benefit for any acceleration of the Death Benefit. This endorsement will remain in effect to the 25 year policy anniversary as long as the qualification test is satisfied at each policy anniversary. Generally, the qualification test is met if the gross premiums paid guarantee the policy to at least insured's attained age 95, assuming no Policy Loans are taken. In some instances, additional premium may be required based on Underwriting Class, table ratings or flat extras. If the PRE terminates, it cannot be reinstated. This benefit is available for a 60 day window following the 15, 20, and 25 year policy anniversaries. The owner may recover up to 50% of paid premiums if exercised following the 15 year anniversary, and up to 100% of paid premiums if exercised following the 20 or 25 year anniversaries. The maximum amount of premium available for recovery is 50% of the policy's Specified Amount of Death Benefit. The Premium Recovery value will never be less than the Net Cash Surrender Value. Reference your policy for complete details.</p> <p>Based on the premium payments and exchanges information used in this illustration, this policy will not qualify for the Premium Recovery Endorsement.</p>
Specified Amount	Specified Amount means the amount chosen by you to be used in determining the Death Benefit of this Policy and certain other benefits and charges.
Underwriting Class	This is the category that the insurance company assigns to the insured based on their health and level of risk. Actual premiums and policy charges will depend on the outcome of the underwriting process, and may vary from what is shown in this illustration. If the policy is issued other than applied for, you may receive a revised illustration with your policy. If a table rating or flat extra for health, occupation, or recreation factors is applied during underwriting your cost of insurance increases, which can be illustrated in the "Projected Policy Values" tab within the premiums.

This is an illustration only, not an offer, contract, or promise of future policy performance. Coverage is subject to the terms and conditions of the policy. The basic illustration is not valid unless all pages are included.

7/2/2025 at 2:11:18PM
South Dakota
Page 25 of 39

Policy Values

Account Value	Policy value may be referred to as Account Value. The Account Values are the premiums received, less the Cost of Insurance and other charges, less Withdrawals, compounded with interest. The Account Value is the sum of the Fixed Account Value, the Holding Account Value, and the Index Account Value. The Account Value shown in any Policy year is the greater of the Policy's Account Value calculation or the Minimum Account Value (MAV). The Account Value is affected by any loans or Withdrawals, or acceleration of Death Benefits.
Cash Surrender Value	The Surrender Value is the amount available upon surrender of the policy provided the policy is in effect and the insured is living. The Surrender Value is the Account Value (reduced by outstanding Policy Debt) minus the Surrender Charge, if any. The Surrender Charge (assuming no Death Benefit increases) reduces to zero at the end of 15 years.
Fixed Account Value	The Fixed Account Value is the total of Net Premiums (premiums paid minus Premium Load) and/or transfers that you allocate to the Fixed Account, minus policy charges and expenses, minus the cost of any additional insurance or benefits, minus any Withdrawals. The Fixed Account Value is credited with the Company's currently declared, non-guaranteed Fixed Account interest rate.
Guaranteed Elements of the Policy	Many aspects of this life insurance policy will be guaranteed, including the maximum charges and the Minimum Account Value. The guaranteed columns of this illustration reflect the maximum policy charges and credited the minimum guaranteed interest rate of 2.0% in all years. This minimum interest reflects the Minimum Account Value, which uses an interest rate of 2.0% for all premiums in all policy years, regardless of whether the premiums are allocated to the Fixed Account or the Index Account.
Holding Account Value	The Holding Account is an account from which values are transferred into the Index Accounts according to your premium allocation instructions on the Index Sweep Date. The Holding Account Value is the total of Net Premiums (premiums paid minus Premium Load) and/or transfers that you allocate to the Index Selections, minus amounts transferred to the Index Selections on the IndexSweep Date, minus policy charges and expenses, minus the cost of any additional insurance or benefits, minus any Withdrawals. The Holding Account Value is credited with the Company's currently declared, non-guaranteed Holding Account interest rate.

Index Account Value	<p>The Index Account Value is the total of all individual Index Selections. It is equal to the total Net Premiums (premiums paid minus Premium Load) and/or transfers allocated to the Index Selections, minus policy charges and expenses, minus the cost of any additional insurance or benefits, minus any Withdrawals, minus any amount transferred for Standard Policy Loans, plus any Index Credits (including any applicable Interest Bonus on the Index Account). The Index Credit is based on the performance of the Index(es) you selected.</p>
Minimum Account Value	<p>This policy has a Minimum Account Value that is calculated using an annual interest rate of 2.0% in all years regardless of whether the premiums are allocated to the Fixed Account or the Index Account. Monthly Deductions are subtracted from the Minimum Account Value and Surrender Charges may apply. If the Account Value is being calculated due to any termination of the policy, including lapse, death, surrender or maturity, the amount in your policy's Account Value will be at least as large as the Minimum Account Value. The Minimum Account Value is not available for Loans or Withdrawals.</p> <p>At the end of policy year 10 and every 10 years thereafter on the policy anniversary, the Account Value will be compared to the Minimum Account Value. If the Minimum Account Value is larger than the Account Value at those times, the Account Value will be increased to equal the Minimum Account Value. If the Minimum Account Value is not larger than the Account Value, no adjustments will be made.</p> <p>The Minimum Account Value is equal to the total Net Premiums (premiums paid minus Premium Load), minus policy charges and expenses, minus the cost of any additional insurance or benefits, minus any Withdrawals or acceleration of Death Benefits. The Minimum Account Value is credited at the guaranteed interest rate.</p> <p>No form of Interest Bonus applies to the Minimum Account Value.</p>

<p>Non-Guaranteed Elements of the Policy</p>	<p>We also show you how your policy would work if the policy charges are consistent with the rates declared today (which are lower than the maximum amount we could charge you in some or all years), and the illustrated rates for the Fixed Account and/or the Index Cap Rates, Participation Rates, and Spread Rates applicable to the Index Selections to which you chose to allocate your premium payments remain the same in all years. The interest rate(s)/illustrated rate(s) used is based on your premium allocation selection(s).</p> <p>To illustrate how interest rates and illustrated rates can affect the performance of the policy, this illustration provides two different non-guaranteed scenarios: Non-Guaranteed Assumed and Non-Guaranteed Alternate.</p> <ul style="list-style-type: none"> • The Non-Guaranteed Assumed scenario shows the values based on the non-guaranteed policy charges, the currently declared interest rate for the Fixed Account, and/or the illustrated rates selected for the Index Account. • The Non-Guaranteed Alternate scenario shows the values based on the non-guaranteed policy charges and alternate Index rate. An alternate rate of 2.5% or less may initiate the Minimum Account Value. <p>The Non-Guaranteed Alternate and Non-Guaranteed Assumed interest rates are shown on the "Projected Policy Values" pages. The premium payments, distributions, and non-guaranteed policy charge assumptions are the same between the two scenarios. Policy changes are also the same, except when a Death Benefit option change from an increasing option to a level option is illustrated. In that case, the resulting amount of the increase to the Death Benefit is different in each scenario. We do not guarantee these values, and they are shown in the "Non-Guaranteed" columns of the "Projected Policy Values" pages.</p> <p>The non-guaranteed values are subject to change by North American Company for Life and Health Insurance. This illustration assumes that the elements for both Non-Guaranteed Alternate and Non-Guaranteed Assumed scenarios will continue unchanged for all years shown. This will not occur, but is used for illustration purposes only. Actual results may be more or less favorable.</p>
<p>Surrender Charge</p>	<p>The Surrender Charge is the amount deducted from the Account Value upon surrender of the policy during the Surrender Charge period. The Surrender Charge amount is described in the insurance policy.</p>

Distribution Options

Policy Debt	Policy Debt is the total Policy Loan on this policy on any date plus the accrued interest.
Policy Loan	A Policy Loan is a loan against the Cash Surrender Value of this policy that is taken by You when the insured is living and this policy is in effect, plus any unpaid interest that has been added to the Policy Loan, less Policy Loan repayments. Protection Builder IUL2 offers Standard or Variable Interest Participating Policy Loan options. You may choose the Policy Loan option at the time of your request for a loan, subject to such availability. However, if your policy has an outstanding loan at the time of your request for an additional loan, the new loan(s) must be the same Policy Loan option as your outstanding loan. If desired you may pay the loan interest. If the loan interest is not paid, the loan balance will increase resulting in less net Death Benefit. If the loan balance becomes greater than or equal to the Cash Surrender Value, the policy will go into the grace period, unless Overloan Protection or Protected Death Benefit have been elected. See the policy form for the amount available for loans and for other details.
Standard Policy Loan	The Standard Policy Loan is currently charged a rate of 2.75% (guaranteed not to exceed 6.00%) in the first five policy years. Beginning in the 6th Policy Year, the rate is reduced to a guaranteed 1.5%. The portion of the Account Value securing the Policy Debt is guaranteed to earn 1.5% in all years. This results in a current net cost of 1.25% in the first five years and guaranteed net-zero cost loans thereafter. Net-Zero Cost Loans are charged the guaranteed interest rate of 1.5% while the portion of the Account Value securing the Policy Debt also earns 1.5% resulting in a net zero cost for the Loan.

Variable Interest Participating Policy Loan	<p>The Variable Interest Participating Policy Loan option is available after the 2nd policy year. The Variable Interest Participating Policy Loan interest rate will be set equal to the greater of 3.0% or the published monthly average (Moody's Corporate Bond Yield Average - Monthly Average Corporates as published by Moody's Investors Services, Inc., or any successor there to). However, this loan interest rate will never be greater than 6.00% per year. The loan interest rate will be established as of March 31st, June 30th, September 30th, and December 31st of each calendar year, and it can only change on your policy anniversary. We will notify you of any loan interest rate change at least 30 days prior to it taking effect, if you have a Variable Interest Participating Policy Loan.</p> <p>The Account Value securing the Policy Debt will continue to receive the interest earned on your Fixed Account, Holding Account, and the Index Credits earned on your Index Accounts as if it was not loaned with the exception of the impact of the Interest Bonus on the Index Account. Since both the loan interest and crediting rates will vary from year to year, the net-cost will vary and can be positive or negative. (Example: rate charged could be 6% and rate credited could be 0% for a net cost of 6%. Conversely, rate charged could be 3.0% and rate credited 13.0% for net gain of 10%). Variable Interest Participating Policy Loans have more uncertainty than Standard Policy Loans in both the interest rate charged and the interest rate credited.</p> <p>For the Non-Guaranteed scenario, the illustrated interest rate on the loaned portion of the Account Value will not be more than 0.5% higher than the illustrated Variable Interest Participating Policy Loan rate. For the Non-Guaranteed Alternate scenario, the illustrated interest rate on the loaned portion of the Account Value will not be more than the illustrated Variable Interest Participating Policy Loan rate.</p>
Withdrawals	<p>A Withdrawal is a portion of the Net Cash Surrender Value paid to You while the insured is living and this policy is in effect. Withdrawals are available for up to 90% of the Cash Surrender Value starting in year 2 (50% in year 1). A Withdrawal charge (which is in addition to any processing fee) may be deducted from the Account Value, if any Surrender Charges remain at the time of the Withdrawal. The first Withdrawal in any one policy year is available without a processing fee.</p>

Index Definitions

Index	<p>The Index is the numerical value used to measure the performance of a group of stocks and/or bonds (excluding dividends). The available Indices for this policy are in the Current Index Selections and Premium Allocations table above.</p>
Index Cap Rate	<p>The Index Cap Rate is the maximum annual percentage increase that will be credited with the Annual Point-to-Point Index Crediting Method. It is subject to change, but will never be less than the Minimum Index Cap Rate shown in the policy.</p>

Index Credit	The amount that is actually credited to the Account Value based on the performance of the Index (excluding dividends) is the Index Credit. The Index Credit is only applied at the end of the Index Period. No Index Credit will be given if an Index Segment ends before the end of the Index Period. The Index Credit will never be less than the guaranteed Floor Rate of zero. As long as premium is in the Index for the entire Index Period, you will have an Index Credit that is tied to the Index Growth. The policy participates in the Index even if you do not maintain the Policy to maturity (age 120).
Index Crediting Date	When premium is placed in an Index Selection, an Index Credit is not given until the end of the Index Period. On the Index Crediting Date the Index Credit is calculated and the appropriate amount is added to the Index Segment. This illustration reflects the Index Credit only on the appropriate Index Crediting Dates.
Index Crediting Method	<p>The Index Crediting Method refers to the way that the change in the Index Value is calculated for each Index Period. The policy offers Index Crediting Methods as described below. (All crediting methods may not be available in all jurisdictions.)</p> <p>Annual Point-to-Point - This method compares the value of the Index at the beginning of the Index Period and the value of the Index at the end of the Index Period. The amount credited to the policy will depend on the change in the value of the Index at the end of the Index Period (all intermediate values are ignored). The rate credited will never be less than zero percent. Annual Point-to-Point may have various Cap Rates, Floor Rates, Participation Rates, and Spread Rates.</p> <p>Monthly Point-to-Point - This method looks at the value of the Index on each Monthly Index Date throughout the Index Period. At each Monthly Index Date, the Monthly Index Return is calculated and is limited by the current Monthly Index Cap Rate. The Monthly Point-to-Point crediting method does not use a monthly Floor Rate, but there is still an annual Floor Rate. The amount credited to the policy will depend on the sum of the 12 Monthly Index Returns during the Index Period.</p>
Index Crediting Parameters	Includes Index Cap Rates, Participation Rates, and Spread Rates.
Index Floor Rate	The minimum interest rate that is used in the calculation of the Index Credit. The Index Floor Rate is declared for each Index Segment in advance of each Index Period and is guaranteed to never be less than 0%.
Index Participation Rate	The portion of the Index growth that will be used in the calculation of the Index Credit is the Index Participation Rate. This is subject to change, but it will never be less than the Minimum Index Participation Rate shown in the policy.
Index Period	The period of time during which an Index Credit is calculated. If an Index Period begins in the first Policy Month of the first Policy Year, the Index Period is 11 months. All subsequent Index Periods are 12 months.

This is an illustration only, not an offer, contract, or promise of future policy performance. Coverage is subject to the terms and conditions of the policy. The basic illustration is not valid unless all pages are included.

7/2/2025 at 2:11:18PM
South Dakota
Page 31 of 39

Index Segment	When premium is swept from the Holding Account or money is transferred into an Index Selection, an Index Segment is created. Each Index Segment earns an Index Credit based on the Index Selection, unless the Index Segment ends before the end of the Index Period. An Index Segment will end when its value cannot cover the policy costs. The policy may contain multiple Index Segments.
Index Spread Rate	The Index Spread Rate is the annual percentage subtracted from the Index growth that will be used in the calculation of the Index Credit. The Index Spread Rate is subject to change, but will never be more than the Maximum Index Spread Rate shown in the policy.
Index Sweep Date	The date of each calendar month in which values are transferred from the Holding Account into the Indexed Accounts. See the policy for details.
Monthly Index Cap	The Monthly Index Cap Rate is the maximum monthly percentage increase in the Index Value used in the calculation of the Monthly Point-to-Point Index Crediting Method.
Monthly Index Date	The Monthly Index Date is the same date in each month as the date in which the Index Segment was created.
Monthly Index Return	The Monthly Index Return is based on the percentage increase or decrease in the Index. See the policy for details.
Point-to-Point	See Index Crediting Method



Gary
Male, Issue Age 62
Preferred Non-Tobacco
\$638,000

Protection Builder IUL® 2
A Universal Life Insurance Policy Basic Illustration

Policy Summary and Acknowledgment (Please refer to the Projected Policy Values section for complete details)

First Year Annualized Premium: \$10,528.08

Interest and Cost Scenarios:

Guaranteed	Maximum charges and Minimum Account Value of 2.00%
Midpoint	Interest and charges half way between illustrated non-guaranteed and guaranteed (Interest and charges are different than those used in previous Non-Guaranteed Alternate scenarios.)
Assumed Non-Guaranteed	Current charges and Index Credits & Fixed Account interest rate patterns as shown at the end of the "Projected Policy Values" numeric detail

Non-guaranteed benefits and values are not guaranteed and are subject to change and may be more or less favorable than shown.

End of Year	Beg/End of Yr Age	Guaranteed		Non-Guaranteed Midpoint		Non-Guaranteed Assumed	
		Net Cash Surrender Value	Death Benefit	Net Cash Surrender Value	Death Benefit	Net Cash Surrender Value	Death Benefit
Year 5	66/67	\$0	\$638,000	\$0	\$638,000	\$0	\$638,000
Year 8	69/70	\$0	\$638,000	\$0	\$638,000	\$886	\$638,000
Year 10	71/72	\$0	\$638,000	\$0	\$638,000	\$7,506	\$638,000
Year 20	81/82	\$0	\$528,000	\$0	\$528,000	\$44,117	\$528,000
Last Policy Year a Death Benefit is Supported *			43		43		43

* Unless the Extended Maturity Option is available and exercised

I have received a copy of this life insurance illustration and understand any non-guaranteed elements illustrated are subject to change and could be either higher or lower and that the current illustrated non-guaranteed elements will continue unchanged for all years shown. The insurance agent has told me the values are not guaranteed. I further understand that this illustration is not part of the contract and it does not predict actual performance.

I hereby acknowledge and attest that I have received, reviewed, and understand all pages of this illustration.

First Owner/Applicant Signature

Second Owner/Applicant Signature

Printed Name

Date

Printed Name

Date

I certify this life insurance illustration has been presented to the applicant and I have explained all non-guaranteed elements illustrated are subject to change. I have made no statements that are inconsistent with the illustration or any promises about future performance or values of this policy.

Agent Signature

Printed Name

Date

Agent ID

This is an illustration only, not an offer, contract, or promise of future policy performance. Coverage is subject to the terms and conditions of the policy. The basic illustration is not valid unless all pages are included.

7/2/2025 at 2:11:18PM

Additional Index Crediting Disclosures

I understand that for Indexes that use an excess return methodology, Index performance is reported after subtracting a benchmark rate.

I understand that each of the Index Crediting Methods and available Indexes perform differently in various market scenarios. I am aware that there is not one particular Index Crediting Method or Index that performs better than the other Index Crediting Methods and Indexes when observed in all market scenarios.

I understand the use or presentation of simulated analysis and back-testing in estimating how an Index performed prior to its existence does not guarantee any actual performance of the Index in the future. Future performance may vary significantly from the hypothetical results presented.

I understand that the use of a volatility control mechanism may decrease an Index Selection's performance and thus the return of any product linked to the Index.

First Owner/Applicant Signature

Second Owner/Applicant Signature

Printed Name

Date

Printed Name

Date

Disclosures

THE S&P 500® Index

THE S&P Midcap 400® Index

These Indices do not include dividends paid by the underlying companies.

The S&P MidCap 400® and the S&P 500® ("the Indices") are products of S&P Dow Jones Indices LLC or its affiliates ("SPDJI") and have been licensed for use by North American Company for Life and Health Insurance® ("the Company"). S&P®, S&P 500®, US 500, The 500, iBoxx®, iTraxx® and CDX® are trademarks of S&P Global, Inc. or its affiliates ("S&P"); Dow Jones® is a registered trademark of Dow Jones Trademark Holdings LLC ("Dow Jones"). It is not possible to invest directly in an index. The Company's Product is not sponsored, endorsed, sold or promoted by SPDJI, Dow Jones, S&P, or any of their respective affiliates (collectively, "S&P Dow Jones Indices"). S&P Dow Jones Indices does not make any representation or warranty, express or implied, to the owners of the Company's Product or any member of the public regarding the advisability of investing in securities generally or in the Company's Product particularly or the ability of the Indices to track general market performance. Past performance of an index is not an indication or guarantee of future results. S&P Dow Jones Indices' only relationship to the Company with respect to the Indices is the licensing of the Index and certain trademarks, service marks and/or trade names of S&P Dow Jones Indices and/or its licensors. The Indices are determined, composed and calculated by S&P Dow Jones Indices without regard to the Company or the Company's Product. S&P Dow Jones Indices has no obligation to take the needs of the Company or the owners of the Company's Product into consideration in determining, composing or calculating the Indices. S&P Dow Jones Indices has no obligation or liability in connection with the administration, marketing or trading of the Company's Product. There is no assurance that investment products based on the Indices will accurately track index performance or provide positive investment returns. S&P Dow Jones Indices LLC is not an investment advisor, commodity trading advisory, commodity pool operator, broker dealer, fiduciary, "promoter" (as defined in the Investment Company Act of 1940, as amended), "expert" as enumerated within 15 U.S.C. § 77k(a) or tax advisor. Inclusion of a security, commodity, crypto currency or other asset within an index is not a recommendation by S&P Dow Jones Indices to buy, sell, or hold such security, commodity, crypto currency or other asset, nor is it considered to be investment advice or commodity trading advice.

S&P DOW JONES INDICES DOES NOT GUARANTEE THE ADEQUACY, ACCURACY, TIMELINESS AND/OR THE COMPLETENESS OF THE INDICES OR ANY DATA RELATED THERETO OR ANY COMMUNICATION, INCLUDING BUT NOT LIMITED TO, ORAL OR WRITTEN COMMUNICATION (INCLUDING ELECTRONIC COMMUNICATIONS) WITH RESPECT THERETO. S&P DOW JONES INDICES SHALL NOT BE SUBJECT TO ANY DAMAGES OR LIABILITY FOR ANY ERRORS, OMISSIONS, OR DELAYS THEREIN. S&P DOW JONES INDICES MAKES NO EXPRESS OR IMPLIED WARRANTIES, AND EXPRESSLY DISCLAIMS ALL WARRANTIES, OF MERCHANTABILITY OR FITNESS FOR A PARTICULAR PURPOSE OR USE OR AS TO RESULTS TO BE OBTAINED BY THE COMPANY, OWNERS OF THE COMPANY'S PRODUCT(S), OR ANY OTHER PERSON OR ENTITY FROM THE USE OF THE INDICES OR WITH RESPECT TO ANY DATA RELATED THERETO. WITHOUT LIMITING ANY OF THE FOREGOING, IN NO EVENT WHATSOEVER SHALL S&P DOW JONES INDICES BE LIABLE FOR ANY INDIRECT, SPECIAL, INCIDENTAL, PUNITIVE, OR CONSEQUENTIAL DAMAGES INCLUDING BUT NOT LIMITED TO, LOSS OF PROFITS, TRADING LOSSES, LOST TIME OR GOODWILL, EVEN IF THEY HAVE BEEN ADVISED OF THE POSSIBILITY OF SUCH DAMAGES, WHETHER IN CONTRACT, TORT, STRICT LIABILITY, OR OTHERWISE. S&P DOW JONES INDICES HAS NOT REVIEWED, PREPARED AND/OR CERTIFIED ANY PORTION OF, NOR DOES S&P DOW JONES INDICES HAVE ANY CONTROL OVER, THE COMPANY'S PRODUCT(S) REGISTRATION STATEMENT, PROSPECTUS OR OTHER OFFERING MATERIALS. THERE ARE NO THIRD PARTY BENEFICIARIES OF ANY AGREEMENTS OR ARRANGEMENTS BETWEEN S&P DOW JONES INDICES AND THE COMPANY, OTHER THAN THE LICENSORS OF S&P DOW JONES INDICES.

Russell[®] 2000 Frank Russell Company ("Russell") is the source and owner of the trademarks, service marks and copyrights related to the Russell Indexes. Russell[®] is a trademark of Frank Russell Company. Neither Russell nor its licensor's accept any liability for any errors or omissions in the Russell Indexes and / or Russell ratings or underlying data and no party may rely on any Russell Indexes and / or Russell ratings and / or underlying data contained in this communication. No further distribution of Russell Data is permitted without Russell's express written consent. Russell does not promote, sponsor or endorse the content of this communication.

The Fidelity Multifactor Yield IndexSM 5% ER (the "Index") is a multi-asset index, offering exposure to companies with attractive valuations, high quality profiles, positive momentum signals, lower volatility and higher dividend yield than the broader market, as well as U.S. treasuries, which may reduce volatility over time. Fidelity is a registered trademark of FMR LLC. Fidelity Product Services LLC ("FPS") has licensed this index for use for certain purposes to North American Company for Life and Health Insurance[®] (the "Company") on behalf of the Product. The Index is the exclusive property of FPS and is made and compiled without regard to the needs, including, but not limited to, the suitability needs, of the Company, the Product, or owners of the Product. The Product is not sold, sponsored, endorsed or promoted by FPS or any other party involved in, or related to, making or compiling the Index.

FPS does not make any warranty or representation as to the accuracy, completeness, or availability of the Index or information included in the Index and shall have no responsibility or liability for the impact of any inaccuracy, incompleteness, or unavailability of the Index or such information. Neither FPS nor any other party involved in, or related to, making or compiling the Index makes any representation or warranty, express or implied, to the Product contract owner, the Company, or any member of the public regarding the advisability of purchasing annuities generally or the Product particularly, the legality of the Product under applicable federal securities, state insurance and tax laws, the ability of the Product to track the performance of the Index, any other index or benchmark or general stock or bond market or other asset class performance, or the results, including, but not limited to, performance results, to be obtained by the Company, the Product, Product contract owners, or any other person or entity. FPS does not provide investment advice to the Company with respect to the Product, to the Product, or to Product contract owners. The Company exercises sole discretion in determining whether and how the Product will be linked to the value of the Index. FPS does not provide investment advice to the Product, the Product contract owners, or any other person or entity with respect to the Index and in no event shall any Product contract owner be deemed to be a client of FPS.

Neither FPS nor any other party involved in, or related to, making or compiling the Index has any obligation to continue to provide the Index to the Company with respect to the Product. In the event that the Index is no longer available to the Product or Product contract owners, the Company may seek to replace the Index with another suitable index, although there can be no assurance that one will be available.

Fidelity Product Services LLC disclaims all warranties, express or implied, including all warranties of merchantability or fitness for a particular purpose or use. Fidelity Product Services LLC shall have no responsibility or liability with respect to the Product.

Indexed Universal Life Insurance products are not an investment in the "market" or in the applicable Index and are subject to all policy fees and charges normally associated with most universal life insurance.

Protection Builder IUL[®] 2 is issued on form P100/ICC22P100(policy), E101/ICC22E101, E103/ICC22E103, E104/ICC22E104, E108/ICC22E108, E109/ICC22E109, E110/ICC22E110, E111/ICC22E111, E114/ICC24E114, R100/ICC23R100, R101/ICC23R101, R102/ICC23R102, R103/ICC23R103, R104/ICC24R104, R106/ICC22R106 (riders/endorsements) or appropriate state variation by North American Company for Life and Health Insurance[®], West Des Moines, IA. Products, features, endorsements, riders, or issue ages may not be available. Limitations or restrictions may apply.

Detailed Summary of Illustration

Important Facts about this Illustration

This illustration shows how this Indexed Universal Life Insurance policy works based on the information below, premium allocations that are described separately in this narrative explanation, and any loans, Withdrawals, or other policy changes assumed in this illustration. It is only an example. The policy will not work exactly as it is shown in this document because the actual values in your policy will vary based on:

- the amount of premium payments made;
- when premium payments are made;
- the actual cost of insurance;
- actual policy expenses;
- Loans, Withdrawals and other policy changes not shown in this illustration;
- the actual rate at which interest is credited to the policy.

Initial Death Benefit*	\$638,000
Initial Death Benefit Option*	1-Level
The specified Death Benefit amount changes to	\$528,000 in year 11
The specified Death Benefit amount changes to	\$394,000 in year 21
Initial Monthly EFT Premium*	\$877.34

Underwriting Class Preferred Non-Tobacco

Premium Recovery Endorsement This policy does not qualify for the Premium Recovery Endorsement

Included Riders:

Premium Guarantee Rider

Guideline Level Annual Premium	N/A
Guideline Single Premium	N/A
7 Pay Premium	\$63,419.05
Target Premium	\$13,672.34
Minimum No Lapse Premium	\$11,680.56

Internal Revenue Code Test: Cash Value Accumulation Test (CVAT)
 MEC Status: This illustration is not a MEC.



Gary
Male, Issue Age 62
Preferred Non-Tobacco
\$638,000

Protection Builder IUL® 2

A Universal Life Insurance Policy Basic Illustration

Index Allocation(s) & %: S&P 500® Annual Pt-to-Pt 50%; High Par Fidelity Multifactor Yield IndexSM 5% ER Annual Pt-to-Pt 50%;

Illustrated Rates Non-Guaranteed Annual interest rates for Index Selections: 5.53% all years.

* A Death Benefit Change or Death Benefit Option Change was included in this illustration. Please be aware that any changes to your policy, including but not limited to planned premium amount, premium mode, premium duration or Death Benefit amount, do not happen automatically and must be requested by the owner (regardless of whether those changes are reflected in this illustration). Please contact your agent or North American Company for Life and Health Insurance for information regarding changes to your policy.

Name: Gary M/62

Company/ Product: North American Company for Life and Health/ Protection Builder IUL2

Product Warning(s)

- The Premium Recovery Endorsement is not included in this illustration. Refer to the PRE definitions in the Basic Proposal for more details. To ensure PRE is included in the proposal, please use the Guaranteed Premium to Include PRE solve.

Client Input Summary

Company: North American Company for Life and Health

July 2, 2025

Product: Protection Builder IUL2

Insured

Insured Name	Gary
Gender	Male
Age	62
Class	Preferred Non-Tobacco
State of Issue	South Dakota
Revised Illustration	N

Solve For

Solve For	Premium
Premium Solve Option	Minimum
Include Premium Recovery Endorsement	N
Guaranteed Death Benefit	Y
Face Amount	1 to 10 - 638,000 11 to 20 - 528,000 21 to 38 - 394,000
Years to Pay Premium	Age
Age	120
Guaranteed Death Benefit Age	Age
Age	105

Index Strategy

Allocation	
S&P 500® Annual Point-to-Point	50
High Par Fidelity Multifactor Yield Index SM 5% ER®	50
Annual Point to Point	
Fidelity Multifactor Yield Index SM 5% ER® Annual Point to	0
Point	
S&P 500® Annual Point to Point with Spread	0
High Par S&P 500® Annual Point to Point	0
Uncapped S&P 500® Annual Point-to-Point	0
S&P 500® Monthly Point-to-Point	0
S&P MidCap 400® Annual Point-to-Point	0
Russell 2000® Annual Point-to-Point	0
Fixed Account	0
Total Allocation %	100%
Blended Index Illustrative Rate	Maximum
Illus Rate %	
S&P 500® Annual Point-to-Point	5.48
High Par Fidelity Multifactor Yield Index SM 5% ER®	5.57
Annual Point to Point	
Fidelity Multifactor Yield Index 5% ER® Annual Point to Point	4.49
S&P 500® Annual Point to Point with Spread	5.58
High Par S&P 500® Annual Point to Point	5.39
Uncapped S&P 500® Annual Point-to-Point	5.55
S&P 500® Monthly Point-to-Point	5.01

Client Input Summary

Company: North American Company for Life and Health

July 2, 2025

Product: Protection Builder IUL2

Index Strategy

S&P MidCap 400® Annual Point-to-Point	5.54
Russell 2000® Annual Point-to-Point	5.55
Fixed Account	3.75

Illustrative Rate For Fixed Account Current

Disbursements

Disbursements N

Policy Options

Death Benefit Option	1 to 38 - Level
Premium Mode	Monthly EFT
Life Insurance Test	Cash Value Accum
Non-1035 Exchange Amount	0
1035 Exchange Amount	0

Policy Riders

Premium Guarantee Rider	Y
Do not illustrate Chronic Illness Benefit	N
Do not illustrate Critical Illness Benefit	N
Accelerated Death Benefit	
At Age:	
Terminal/Chronic Illness	75
Critical Illness	67
At Age:	
Terminal/Chronic Illness	80
At Age:	
Terminal/Chronic Illness	85
At Age:	
Terminal/Chronic Illness	90
Protected Death Benefit	77

Output Options

Agent Only	N
Print Internal Rate of Return Report	Y
Suppress Commission Option Selection	Y
Annual Deductions and Earning Report	N

Agent Info

Agent Name	Advisor Services
Agent Company	Financial Markets Inc
Agent Address1	PO Box 3980
Agent City	Rapid City
Agent State	South Dakota

Client Input Summary

Company: North American Company for Life and Health

July 2, 2025

Product: Protection Builder IUL2

Agent Info

Agent Zip Code	57709
Agent Phone	605-342-2438
Agent Fax	888-782-9062
Agent Email	Marketing@fmiAgent.com
Agent License #	—