

MYGA Products

www.fmiAgent.com

Carrier / Product Name	AM Best	Max Issue Age	Min Premium	SC Years	Free Withdrawal Yr 1 Yr 2+	Last Change	Premium Bonus	Current Rate	Base Rate	Min GTD Value	Years Rate GTD	GTD Yield Surrender
Rate Guaranteed 3-Years												
ATHENE IA Athene Max Rate 3 MVA High Band	A+	85	100,000	3 yrs	Int / Int	04/16/2026		5.00	5.00	0.25	3 yrs	5.00
ATHENE IA Athene Max Rate 3 (state specific) MVA High Band	A+	85	100,000	3 yrs	Int / Int	04/16/2026		5.00	5.00	0.25	3 yrs	5.00
AMERICAN NATIONAL INSURANCE CO. Palladium MYG MAX 3 MVA High Band	A	90	250,000	10 yrs ↻	0% / 0%	05/01/2026		5.00	5.00	2.60	3 yrs ↻	5.00
AMERICAN NATIONAL INSURANCE CO. Palladium MYG Annuity 3 MVA High Band	A	90	250,000	10 yrs ↻	10% / 10%	05/01/2026		4.85	4.85	2.60	3 yrs ↻	4.85
AMERICAN NATIONAL INSURANCE CO. Palladium MYG MAX 3 MVA Mid Band	A	90	100,000	10 yrs ↻	0% / 0%	05/01/2026		4.85	4.85	2.60	3 yrs ↻	4.85
NORTH AMERICAN COMPANY NAC Guarantee Plus 3 MVA High Band	A+	90	100,000	3 yrs ↻	0% / Int	04/02/2026		4.80	4.80	0.10	3 yrs ↻	4.80
AMERICAN NATIONAL INSURANCE CO. Palladium Match MYG Annuity 3 MVA High Band	A	90	250,000	3 yrs	10% / 10%	05/01/2026		4.80	4.80	2.60	3 yrs	4.80
ATHENE IA Athene Max Rate 3 MVA Low Band	A+	85	10,000	3 yrs	Int / Int	04/16/2026		4.75	4.75	0.25	3 yrs	4.75
ATHENE IA Athene Max Rate 3 (state specific) MVA Low Band	A+	85	10,000	3 yrs	Int / Int	04/16/2026		4.75	4.75	0.25	3 yrs	4.75
AMERICAN NATIONAL INSURANCE CO. Palladium MYG MAX 3 MVA Low Band	A	90	5,000	10 yrs ↻	0% / 0%	05/01/2026		4.75	4.75	2.60	3 yrs ↻	4.75
SECURIAN FINANCIAL SecureOption Choice 3 MVA High Band	A+	90	500,000	3 yrs	0% / 10%	05/01/2026		4.75	4.75	2.50	3 yrs	4.75
AMERICAN NATIONAL INSURANCE CO. Palladium MYG Annuity 3 MVA Mid Band	A	90	100,000	10 yrs ↻	10% / 10%	05/01/2026		4.70	4.70	2.60	3 yrs ↻	4.70
AMERICAN NATIONAL INSURANCE CO. Palladium Match MYG Annuity 3 MVA Mid Band	A	90	100,000	3 yrs	10% / 10%	05/01/2026		4.65	4.65	2.60	3 yrs	4.65
SECURIAN FINANCIAL SecureOption Choice 3 MVA Mid Band	A+	90	100,000	3 yrs	0% / 10%	05/01/2026		4.65	4.65	2.50	3 yrs	4.65
SECURIAN FINANCIAL SecureOption Choice 3 CA High Band	A+	90	500,000	3 yrs	10% / 10%	05/01/2026		4.65	4.65	2.50	3 yrs	4.65
AMERICAN NATIONAL INSURANCE CO. Palladium MYG Annuity 3 MVA Low Band	A	90	5,000	10 yrs ↻	10% / 10%	05/01/2026		4.60	4.60	2.60	3 yrs ↻	4.60
NATIONAL LIFE GROUP RetireMax Secure 3 MVA MVA, LOAN High Band	A+	90	100,000	3 yrs	0% / 10%	12/16/2025		4.60	4.60	0.10	3 yrs	4.60

MYGA Products

www.fmiAgent.com

Carrier / Product Name	AM Best	Max Issue Age	Min Premium	SC Years	Free Withdrawal Yr 1 Yr 2+	Last Change	Premium Bonus	Current Rate	Base Rate	Min GTD Value	Years Rate GTD	GTD Yield Surrender
SYMETRA LIFE INSURANCE COMPANY Symetra Select Max 3 MVA High Band	A	85	250,000	3 yrs	Int / Int	04/24/2026 ↪ 05/06/2026		4.60 4.70	+0.10 4.60 ↑ 4.70	0.25	3 yrs	4.60 4.70
AMERICAN NATIONAL INSURANCE CO. Palladium Match MYG Annuity 3 MVA Low Band	A	90	5,000	3 yrs	10% / 10%	05/01/2026		4.55	4.55	2.60	3 yrs	4.55
SECURIAN FINANCIAL SecureOption Choice 3 CA Mid Band	A+	90	100,000	3 yrs	10% / 10%	05/01/2026		4.55	4.55	2.50	3 yrs	4.55
SYMETRA LIFE INSURANCE COMPANY Symetra Select Max 3 MVA Mid Band	A	85	100,000	3 yrs	Int / Int	04/24/2026 ↪ 05/06/2026		4.55 4.65	+0.10 4.55 ↑ 4.65	0.25	3 yrs	4.55 4.65
SYMETRA LIFE INSURANCE COMPANY Symetra Select Pro 3 High Band	A	85	250,000	3 yrs	15% / 15%	04/24/2026 ↪ 05/06/2026		4.55 4.55	0.00 4.55 ↔ 4.55	0.25	3 yrs	4.55 4.55
SECURIAN FINANCIAL SecureOption Choice 3 MVA Low Band	A+	90	25,000	3 yrs	0% / 10%	05/01/2026		4.50	4.50	2.50	3 yrs	4.50
SYMETRA LIFE INSURANCE COMPANY Symetra Select Pro 3 Mid Band	A	85	100,000	3 yrs	15% / 15%	04/24/2026 ↪ 05/06/2026		4.50 4.50	0.00 4.50 ↔ 4.50	0.25	3 yrs	4.50 4.50
SYMETRA LIFE INSURANCE COMPANY Symetra Select Pro 3 GROF ROP High Band	A	90	250,000	3 yrs	15% / 15%	04/24/2026 ↪ 05/06/2026		4.45 4.45	0.00 4.45 ↔ 4.45	0.25	3 yrs	4.45 4.45
NORTH AMERICAN COMPANY NAC Guarantee Plus 3 MVA Low Band	A+	90	20,000	3 yrs ↻	0% / Int	04/02/2026		4.40	4.40	0.10	3 yrs ↻	4.40
SECURIAN FINANCIAL SecureOption Choice 3 CA Low Band	A+	90	25,000	3 yrs	10% / 10%	05/01/2026		4.40	4.40	2.50	3 yrs	4.40
SYMETRA LIFE INSURANCE COMPANY Symetra Select Pro 3 GROF ROP Mid Band	A	90	100,000	3 yrs	15% / 15%	04/24/2026 ↪ 05/06/2026		4.40 4.40	0.00 4.40 ↔ 4.40	0.25	3 yrs	4.40 4.40
SYMETRA LIFE INSURANCE COMPANY Symetra Select Max 3 MVA Low Band	A	85	10,000	3 yrs	Int / Int	04/24/2026 ↪ 05/06/2026		4.35 4.45	+0.10 4.35 ↑ 4.45	0.25	3 yrs	4.35 4.45

MYGA Products

www.fmiAgent.com

Carrier / Product Name	AM Best	Max Issue Age	Min Premium	SC Years	Free Withdrawal Yr 1 Yr 2+	Last Change	Premium Bonus	Current Rate	Base Rate	Min GTD Value	Years Rate GTD	GTD Yield Surrender
SYMETRA LIFE INSURANCE COMPANY Symetra Select Max 3 MVA <i>Mid Band</i>	A	85	50,000	3 yrs	Int / Int	04/24/2026 ↻ 05/06/2026		4.35 4.45	+0.10 4.35 ↑ 4.45	0.25	3 yrs	4.35 4.45
NATIONAL LIFE GROUP RetireMax Secure 3 MVA MVA, LOAN <i>Low Band</i>	A+	90	25,000	3 yrs	0% / 10%	12/16/2025		4.30	4.30	0.10	3 yrs	4.30
SYMETRA LIFE INSURANCE COMPANY Symetra Select Pro 3 <i>Low Band</i>	A	85	10,000	3 yrs	15% / 15%	04/24/2026 ↻ 05/06/2026		4.30 4.30	0.00 4.30 ↔ 4.30	0.25	3 yrs	4.30 4.30
SYMETRA LIFE INSURANCE COMPANY Symetra Select Pro 3 <i>Mid Band</i>	A	85	50,000	3 yrs	15% / 15%	04/24/2026 ↻ 05/06/2026		4.30 4.30	0.00 4.30 ↔ 4.30	0.25	3 yrs	4.30 4.30
NATIONAL LIFE GROUP RetireMax Secure 3 LOAN <i>High Band</i>	A+	90	100,000	3 yrs	0% / 10%	12/16/2025		4.20	4.20	0.10	3 yrs	4.20
SYMETRA LIFE INSURANCE COMPANY Symetra Select Pro 3 GROUROP <i>Low Band</i>	A	90	10,000	3 yrs	15% / 15%	04/24/2026 ↻ 05/06/2026		4.20 4.20	0.00 4.20 ↔ 4.20	0.25	3 yrs	4.20 4.20
SYMETRA LIFE INSURANCE COMPANY Symetra Select Pro 3 GROUROP <i>Mid Band</i>	A	90	50,000	3 yrs	15% / 15%	04/24/2026 ↻ 05/06/2026		4.20 4.20	0.00 4.20 ↔ 4.20	0.25	3 yrs	4.20 4.20
GLOBAL ATLANTIC FINANCIAL GROUP SecureFore 3 <i>High Band</i>	A	85	100,000	3 yrs	10% / 10%	04/06/2026		4.10	4.10	0.10	3 yrs	4.10
GLOBAL ATLANTIC FINANCIAL GROUP SecureFore II 3 MVA <i>High Band</i>	A	85	100,000	3 yrs	10% / 10%	04/06/2026		4.10	4.10	0.10	3 yrs	4.10
NATIONAL LIFE GROUP RetireMax Secure 3 LOAN <i>Low Band</i>	A+	90	25,000	3 yrs	0% / 10%	12/16/2025		3.90	3.90	0.10	3 yrs	3.90
GLOBAL ATLANTIC FINANCIAL GROUP SecureFore 3 <i>Low Band</i>	A	85	10,000	3 yrs	10% / 10%	04/06/2026		3.90	3.90	0.10	3 yrs	3.90
GLOBAL ATLANTIC FINANCIAL GROUP SecureFore II 3 MVA <i>Low Band</i>	A	85	10,000	3 yrs	10% / 10%	04/06/2026		3.90	3.90	0.10	3 yrs	3.90
AMER. EQUITY INVESTMENT LIFE INS. CO. GuaranteeShield 3 MVA <i>Mid Band</i>	A	85	100,000	3 yrs	0% / 10%	11/12/2025		3.75	3.75	1.00	3 yrs	3.75
AMER. EQUITY INVESTMENT LIFE INS. CO. GuaranteeShield 3 MVA <i>High Band</i>	A	85	250,000	3 yrs	0% / 10%	11/12/2025		3.75	3.75	1.00	3 yrs	3.75

MYGA Products

www.fmiAgent.com

Carrier / Product Name	AM Best	Max Issue Age	Min Premium	SC Years	Free Withdrawal Yr 1 Yr 2+	Last Change	Premium Bonus	Current Rate	Base Rate	Min GTD Value	Years Rate GTD	GTD Yield Surrender
AMER. EQUITY INVESTMENT LIFE INS. CO. GuaranteeShield 3 MVA <i>Low Band</i>	A	85	10,000	3 yrs	0% / 10%	11/12/2025		3.50	3.50	1.00	3 yrs	3.50
Rate Guaranteed 4-Years												
AMERICAN GENERAL LIFE INS. CO. American Pathway VisionMYG 4 MVA <i>High Band</i>	A	85	100,000	10 yrs ↻	0% / 15%	04/20/2026		4.45	4.45	0.25	4 yrs ↻	4.45
AMERICAN GENERAL LIFE INS. CO. American Pathway VisionMYG 4 MVA <i>Low Band</i>	A	85	25,000	10 yrs ↻	0% / 15%	04/20/2026		4.00	4.00	0.25	4 yrs ↻	4.00
Rate Guaranteed 5-Years												
AMERICAN NATIONAL INSURANCE CO. Palladium MYG MAX 5 MVA <i>High Band</i>	A	90	250,000	10 yrs ↻	0% / 0%	05/01/2026		5.35	5.35	2.60	5 yrs ↻	5.35
AMERICAN NATIONAL INSURANCE CO. Palladium MYG Annuity 5 MVA <i>High Band</i>	A	90	250,000	10 yrs ↻	10% / 10%	05/01/2026		5.25	5.25	2.60	5 yrs ↻	5.25
ATHENE IA Athene Max Rate 5 MVA <i>High Band</i>	A+	83	100,000	5 yrs	Int / Int	04/16/2026		5.20	5.20	0.25	5 yrs	5.20
AMERICAN NATIONAL INSURANCE CO. Palladium Match MYG Annuity 5 MVA <i>High Band</i>	A	90	250,000	5 yrs	10% / 10%	05/01/2026		5.20	5.20	2.60	5 yrs	5.20
AMERICAN NATIONAL INSURANCE CO. Palladium MYG MAX 5 MVA <i>Mid Band</i>	A	90	100,000	10 yrs ↻	0% / 0%	05/01/2026		5.20	5.20	2.60	5 yrs ↻	5.20
ATHENE IA Athene Max Rate 5 (state specific) MVA <i>High Band</i>	A+	83	100,000	5 yrs	Int / Int	04/16/2026		5.15	5.15	0.25	5 yrs	5.15
NORTH AMERICAN COMPANY NAC Guarantee Plus 5 MVA <i>High Band</i>	A+	90	100,000	5 yrs ↻	0% / Int	04/02/2026		5.15	5.15	0.10	5 yrs ↻	5.15
PROTECTIVE LIFE Secure Saver 5 MVA <i>High Band</i>	A+	85	75,000	5 yrs	10% / 10%	05/01/2026		5.15	5.15	2.25	5 yrs	5.15
AMERICAN NATIONAL INSURANCE CO. Palladium MYG Annuity 5 MVA <i>Mid Band</i>	A	90	100,000	10 yrs ↻	10% / 10%	05/01/2026		5.10	5.10	2.60	5 yrs ↻	5.10
AMERICAN NATIONAL INSURANCE CO. Palladium MYG MAX 5 MVA <i>Low Band</i>	A	90	5,000	10 yrs ↻	0% / 0%	05/01/2026		5.10	5.10	2.60	5 yrs ↻	5.10
GLOBAL ATLANTIC FINANCIAL GROUP SecureFore 5 <i>High Band</i>	A	85	100,000	5 yrs	10% / 10%	04/06/2026		5.10	5.10	0.10	5 yrs	5.10
GLOBAL ATLANTIC FINANCIAL GROUP SecureFore II 5 MVA <i>High Band</i>	A	85	100,000	5 yrs	10% / 10%	04/06/2026		5.10	5.10	0.10	5 yrs	5.10
SECURIAN FINANCIAL SecureOption Choice 5 MVA <i>High Band</i>	A+	90	500,000	5 yrs	0% / 10%	05/01/2026		5.10	5.10	2.50	5 yrs	5.10
AMERICAN NATIONAL INSURANCE CO. Palladium Match MYG Annuity 5 MVA <i>Mid Band</i>	A	90	100,000	5 yrs	10% / 10%	05/01/2026		5.05	5.05	2.60	5 yrs	5.05

MYGA Products

www.fmiAgent.com

Carrier / Product Name	AM Best	Max Issue Age	Min Premium	SC Years	Free Withdrawal Yr 1 Yr 2+	Last Change	Premium Bonus	Current Rate	Base Rate	Min GTD Value	Years Rate GTD	GTD Yield Surrender
SECURIAN FINANCIAL SecureOption Choice 5 MVA <i>Mid Band</i>	A+	90	100,000	5 yrs	0% / 10%	05/01/2026		5.05	5.05	2.50	5 yrs	5.05
AMERICAN NATIONAL INSURANCE CO. Palladium MYG Annuity 5 MVA <i>Low Band</i>	A	90	5,000	10 yrs ↻	10% / 10%	05/01/2026		5.00	5.00	2.60	5 yrs ↻	5.00
NATIONAL LIFE GROUP RetireMax Secure 5 MVA MVA, LOAN <i>High Band</i>	A+	90	100,000	5 yrs	0% / 10%	03/26/2026		5.00	5.00	0.10	5 yrs	5.00
SECURIAN FINANCIAL SecureOption Choice 5 CA <i>High Band</i>	A+	90	500,000	5 yrs	10% / 10%	05/01/2026		5.00	5.00	2.50	5 yrs	5.00
MUTUAL OF OMAHA Ultra Premier 5 MVA	A+	89	25,000	5 yrs ↻	10% / 10%	05/04/2026		5.00	5.00	0.05	5 yrs ↻	5.00
ATHENE IA Athene Max Rate 5 MVA <i>Low Band</i>	A+	83	10,000	5 yrs	Int / Int	04/16/2026		4.95	4.95	0.25	5 yrs	4.95
AMERICAN NATIONAL INSURANCE CO. Palladium Match MYG Annuity 5 MVA <i>Low Band</i>	A	90	5,000	5 yrs	10% / 10%	05/01/2026		4.95	4.95	2.60	5 yrs	4.95
SECURIAN FINANCIAL SecureOption Choice 5 CA <i>Mid Band</i>	A+	90	100,000	5 yrs	10% / 10%	05/01/2026		4.95	4.95	2.50	5 yrs	4.95
SYMETRA LIFE INSURANCE COMPANY Symetra Select Max 5 MVA <i>Mid Band</i>	A	85	100,000	5 yrs	Int / Int	04/24/2026 ↻ 05/06/2026		4.95 5.00	4.95 5.00	0.25	5 yrs	4.95 5.00
SYMETRA LIFE INSURANCE COMPANY Symetra Select Max 5 MVA <i>High Band</i>	A	85	250,000	5 yrs	Int / Int	04/24/2026 ↻ 05/06/2026		4.95 5.00	4.95 5.00	0.25	5 yrs	4.95 5.00
ATHENE IA Athene Max Rate 5 (state specific) MVA <i>Low Band</i>	A+	83	10,000	5 yrs	Int / Int	04/16/2026		4.90	4.90	0.25	5 yrs	4.90
NORTH AMERICAN COMPANY NAC Guarantee Plus 5 MVA <i>Low Band</i>	A+	90	20,000	5 yrs ↻	0% / Int	04/02/2026		4.90	4.90	0.10	5 yrs ↻	4.90
GLOBAL ATLANTIC FINANCIAL GROUP SecureFore 5 <i>Low Band</i>	A	85	10,000	5 yrs	10% / 10%	04/06/2026		4.90	4.90	0.10	5 yrs	4.90
GLOBAL ATLANTIC FINANCIAL GROUP SecureFore II 5 MVA <i>Low Band</i>	A	85	10,000	5 yrs	10% / 10%	04/06/2026		4.90	4.90	0.10	5 yrs	4.90
SECURIAN FINANCIAL SecureOption Choice 5 MVA <i>Low Band</i>	A+	90	25,000	5 yrs	0% / 10%	05/01/2026		4.90	4.90	2.50	5 yrs	4.90

MYGA Products

www.fmiAgent.com

Carrier / Product Name	AM Best	Max Issue Age	Min Premium	SC Years	Free Withdrawal Yr 1 Yr 2+	Last Change	Premium Bonus	Current Rate	Base Rate	Min GTD Value	Years Rate GTD	GTD Yield Surrender
SYMETRA LIFE INSURANCE COMPANY Symetra Select Pro 5 <i>Mid Band</i>	A	85	100,000	5 yrs	15% / 15%	04/24/2026 ↪ 05/06/2026		4.85 4.90	+0.05 4.85 ↑ 4.90	0.25	5 yrs	4.85 4.90
SYMETRA LIFE INSURANCE COMPANY Symetra Select Pro 5 <i>High Band</i>	A	85	250,000	5 yrs	15% / 15%	04/24/2026 ↪ 05/06/2026		4.85 4.90	+0.05 4.85 ↑ 4.90	0.25	5 yrs	4.85 4.90
PROTECTIVE LIFE Secure Saver 5 MVA <i>Mid Band</i>	A+	85	25,000	5 yrs	10% / 10%	05/01/2026		4.80	4.80	2.25	5 yrs	4.80
SECURIAN FINANCIAL SecureOption Choice 5 CA <i>Low Band</i>	A+	90	25,000	5 yrs	10% / 10%	05/01/2026		4.80	4.80	2.50	5 yrs	4.80
LINCOLN FINANCIAL Lincoln MYGuarantee Plus 5 MVA <i>High Band</i>	A	85	100,000	5 yrs	10% / 10%	04/15/2026		4.75	4.75	0.10	5 yrs	4.75
SYMETRA LIFE INSURANCE COMPANY Symetra Select Max 5 MVA <i>Low Band</i>	A	85	10,000	5 yrs	Int / Int	04/24/2026 ↪ 05/06/2026		4.75 4.80	+0.05 4.75 ↑ 4.80	0.25	5 yrs	4.75 4.80
SYMETRA LIFE INSURANCE COMPANY Symetra Select Max 5 MVA <i>Mid Band</i>	A	85	50,000	5 yrs	Int / Int	04/24/2026 ↪ 05/06/2026		4.75 4.80	+0.05 4.75 ↑ 4.80	0.25	5 yrs	4.75 4.80
SYMETRA LIFE INSURANCE COMPANY Symetra Select Pro 5 GROUROP <i>Mid Band</i>	A	90	100,000	5 yrs	15% / 15%	04/24/2026 ↪ 05/06/2026		4.75 4.75	0.00 4.75 ↔ 4.75	0.25	5 yrs	4.75 4.75
SYMETRA LIFE INSURANCE COMPANY Symetra Select Pro 5 GROUROP <i>High Band</i>	A	90	250,000	5 yrs	15% / 15%	04/24/2026 ↪ 05/06/2026		4.75 4.75	0.00 4.75 ↔ 4.75	0.25	5 yrs	4.75 4.75
NATIONAL LIFE GROUP RetireMax Secure 5 MVA MVA, LOAN <i>Low Band</i>	A+	90	25,000	5 yrs	0% / 10%	03/26/2026		4.70	4.70	0.10	5 yrs	4.70
SYMETRA LIFE INSURANCE COMPANY Symetra Select Pro 5 <i>Low Band</i>	A	85	10,000	5 yrs	15% / 15%	04/24/2026 ↪ 05/06/2026		4.65 4.70	+0.05 4.65 ↑ 4.70	0.25	5 yrs	4.65 4.70
SYMETRA LIFE INSURANCE COMPANY Symetra Select Pro 5 <i>Mid Band</i>	A	85	50,000	5 yrs	15% / 15%	04/24/2026 ↪ 05/06/2026		4.65 4.70	+0.05 4.65 ↑ 4.70	0.25	5 yrs	4.65 4.70

MYGA Products

www.fmiAgent.com

Carrier / Product Name	AM Best	Max Issue Age	Min Premium	SC Years	Free Withdrawal Yr 1 Yr 2+	Last Change	Premium Bonus	Current Rate	Base Rate	Min GTD Value	Years Rate GTD	GTD Yield Surrender
NATIONAL LIFE GROUP RetireMax Secure 5 LOAN <i>High Band</i>	A+	90	100,000	5 yrs	0% / 10%	03/26/2026		4.60	4.60	0.10	5 yrs	4.60
SYMETRA LIFE INSURANCE COMPANY Symetra Select Pro 5 GROF ROP <i>Low Band</i>	A	90	10,000	5 yrs	15% / 15%	04/24/2026 ↪ 05/06/2026		4.55 4.55	4.55 ↕ 4.55	0.25	5 yrs	4.55 4.55
SYMETRA LIFE INSURANCE COMPANY Symetra Select Pro 5 GROF ROP <i>Mid Band</i>	A	90	50,000	5 yrs	15% / 15%	04/24/2026 ↪ 05/06/2026		4.55 4.55	4.55 ↕ 4.55	0.25	5 yrs	4.55 4.55
AMERICAN GENERAL LIFE INS. CO. American Pathway VisionMYG 5 MVA <i>High Band</i>	A	85	100,000	10 yrs ↻	0% / 15%	04/20/2026		4.45	4.45	0.25	5 yrs ↻	4.45
MUTUAL OF OMAHA Ultra - Secure Plus 5 MVA, ROP <i>High Band</i>	A+	89	50,000	5 yrs ↻	10% / 10%	05/04/2026		4.45	4.45	0.25	5 yrs ↻	4.45
NATIONAL LIFE GROUP RetireMax Secure 5 LOAN <i>Low Band</i>	A+	90	25,000	5 yrs	0% / 10%	03/26/2026		4.30	4.30	0.10	5 yrs	4.30
MUTUAL OF OMAHA Ultra - Secure Plus 5 MVA, ROP <i>Low Band</i>	A+	89	5,000	5 yrs ↻	10% / 10%	05/04/2026		4.30	4.30	0.25	5 yrs ↻	4.30
AMERICAN GENERAL LIFE INS. CO. American Pathway VisionMYG 5 MVA <i>Low Band</i>	A	85	25,000	10 yrs ↻	0% / 15%	04/20/2026		4.15	4.15	0.25	5 yrs ↻	4.15
PROTECTIVE LIFE Secure Saver 5 MVA <i>Low Band</i>	A+	85	10,000	5 yrs	10% / 10%	05/01/2026		3.95	3.95	2.25	5 yrs	3.95
AMER. EQUITY INVESTMENT LIFE INS. CO. GuaranteeShield 5 MVA <i>Mid Band</i>	A	85	100,000	5 yrs	0% / 10%	11/12/2025		3.75	3.75	1.00	5 yrs	3.75
AMER. EQUITY INVESTMENT LIFE INS. CO. GuaranteeShield 5 MVA <i>High Band</i>	A	85	250,000	5 yrs	0% / 10%	11/12/2025		3.75	3.75	1.00	5 yrs	3.75
LINCOLN FINANCIAL Lincoln MYGuarantee Plus 5 MVA <i>Low Band</i>	A	85	10,000	5 yrs	10% / 10%	04/15/2026		3.65	3.65	0.10	5 yrs	3.65
AMER. EQUITY INVESTMENT LIFE INS. CO. GuaranteeShield 5 MVA <i>Low Band</i>	A	85	10,000	5 yrs	0% / 10%	11/12/2025		3.50	3.50	1.00	5 yrs	3.50
Rate Guaranteed 6-Years												
AMERICAN NATIONAL INSURANCE CO. Palladium MYG MAX 6 MVA <i>High Band</i>	A	90	250,000	10 yrs ↻	0% / 0%	05/01/2026		9.80	4.80	2.60	6 yrs ↻	5.62
AMERICAN NATIONAL INSURANCE CO. Palladium MYG Annuity 6 MVA <i>High Band</i>	A	90	250,000	10 yrs ↻	10% / 10%	05/01/2026		9.65	4.65	2.60	6 yrs ↻	5.47
AMERICAN NATIONAL INSURANCE CO. Palladium MYG MAX 6 MVA <i>Mid Band</i>	A	90	100,000	10 yrs ↻	0% / 0%	05/01/2026		9.65	4.65	2.60	6 yrs ↻	5.47










MYGA Products

www.fmiAgent.com

Carrier / Product Name	AM Best	Max Issue Age	Min Premium	SC Years	Free Withdrawal Yr 1 Yr 2+	Last Change	Premium Bonus	Current Rate	Base Rate	Min GTD Value	Years Rate GTD	GTD Yield Surrender
AMERICAN NATIONAL INSURANCE CO. Palladium MYG MAX 6 MVA <i>Low Band</i>	A	90	5,000	10 yrs ↻	0% / 0%	05/01/2026		9.55	4.55	2.60	6 yrs ↻	5.37
AMERICAN NATIONAL INSURANCE CO. Palladium MYG Annuity 6 MVA <i>Mid Band</i>	A	90	100,000	10 yrs ↻	10% / 10%	05/01/2026		9.50	4.50	2.60	6 yrs ↻	5.32
AMERICAN NATIONAL INSURANCE CO. Palladium MYG Annuity 6 MVA <i>Low Band</i>	A	90	5,000	10 yrs ↻	10% / 10%	05/01/2026		9.40	4.40	2.60	6 yrs ↻	5.22
AMERICAN GENERAL LIFE INS. CO. American Pathway VisionMYG 6 MVA <i>High Band</i>	A	85	100,000	10 yrs ↻	0% / 15%	04/20/2026		4.45	4.45	0.25	6 yrs ↻	4.45
AMERICAN GENERAL LIFE INS. CO. American Pathway VisionMYG 6 MVA <i>Low Band</i>	A	85	25,000	10 yrs ↻	0% / 15%	04/20/2026		4.15	4.15	0.25	6 yrs ↻	4.15
Rate Guaranteed 7-Years												
AMERICAN NATIONAL INSURANCE CO. Palladium MYG MAX 7 MVA <i>High Band</i>	A	90	250,000	10 yrs ↻	0% / 0%	05/01/2026		5.45	5.45	2.60	7 yrs ↻	5.45
AMERICAN NATIONAL INSURANCE CO. Palladium MYG Annuity 7 MVA <i>High Band</i>	A	90	250,000	10 yrs ↻	10% / 10%	05/01/2026		5.35	5.35	2.60	7 yrs ↻	5.35
ATHENE IA Athene Max Rate 7 MVA <i>High Band</i>	A+	83	100,000	7 yrs	Int / Int	04/16/2026		5.30	5.30	0.25	7 yrs	5.30
AMERICAN NATIONAL INSURANCE CO. Palladium Match MYG Annuity 7 MVA <i>High Band</i>	A	90	250,000	7 yrs	10% / 10%	05/01/2026		5.30	5.30	2.60	7 yrs	5.30
AMERICAN NATIONAL INSURANCE CO. Palladium MYG MAX 7 MVA <i>Mid Band</i>	A	90	100,000	10 yrs ↻	0% / 0%	05/01/2026		5.30	5.30	2.60	7 yrs ↻	5.30
ATHENE IA Athene Max Rate 7 (state specific) MVA <i>High Band</i>	A+	83	100,000	7 yrs	Int / Int	04/16/2026		5.25	5.25	0.25	7 yrs	5.25
AMERICAN NATIONAL INSURANCE CO. Palladium MYG Annuity 7 MVA <i>Mid Band</i>	A	90	100,000	10 yrs ↻	10% / 10%	05/01/2026		5.20	5.20	2.60	7 yrs ↻	5.20
AMERICAN NATIONAL INSURANCE CO. Palladium MYG MAX 7 MVA <i>Low Band</i>	A	90	5,000	10 yrs ↻	0% / 0%	05/01/2026		5.20	5.20	2.60	7 yrs ↻	5.20
GLOBAL ATLANTIC FINANCIAL GROUP SecureFore 7 <i>High Band</i>	A	85	100,000	7 yrs	10% / 10%	04/06/2026		5.20	5.20	0.10	7 yrs	5.20
GLOBAL ATLANTIC FINANCIAL GROUP SecureFore II 7 MVA <i>High Band</i>	A	85	100,000	7 yrs	10% / 10%	04/06/2026		5.20	5.20	0.10	7 yrs	5.20
AMERICAN NATIONAL INSURANCE CO. Palladium Match MYG Annuity 7 MVA <i>Mid Band</i>	A	90	100,000	7 yrs	10% / 10%	05/01/2026		5.15	5.15	2.60	7 yrs	5.15
MUTUAL OF OMAHA Ultra Premier 7 MVA	A+	88	25,000	7 yrs ↻	10% / 10%	05/04/2026		5.15	5.15	0.05	7 yrs ↻	5.15

MYGA Products

www.fmiAgent.com

Carrier / Product Name	AM Best	Max Issue Age	Min Premium	SC Years	Free Withdrawal Yr 1 Yr 2+	Last Change	Premium Bonus	Current Rate	Base Rate	Min GTD Value	Years Rate GTD	GTD Yield Surrender
AMERICAN NATIONAL INSURANCE CO. Palladium MYG Annuity 7 MVA Low Band	A	90	5,000	10 yrs 	10% / 10%	05/01/2026		5.10	5.10	2.60	7 yrs 	5.10
SECURIAN FINANCIAL SecureOption Choice 7 MVA High Band	A+	90	500,000	7 yrs	0% / 10%	05/01/2026		5.10	5.10	2.50	7 yrs	5.10
AMERICAN NATIONAL INSURANCE CO. Palladium Match MYG Annuity 7 MVA Low Band	A	90	5,000	7 yrs	10% / 10%	05/01/2026		5.05	5.05	2.60	7 yrs	5.05
PROTECTIVE LIFE Secure Saver 7 MVA High Band	A+	85	75,000	7 yrs	10% / 10%	05/01/2026		5.05	5.05	2.25	7 yrs	5.05
SECURIAN FINANCIAL SecureOption Choice 7 MVA Mid Band	A+	90	100,000	7 yrs	0% / 10%	05/01/2026		5.05	5.05	2.50	7 yrs	5.05
SYMETRA LIFE INSURANCE COMPANY Symetra Select Max 7 MVA Mid Band	A	85	100,000	7 yrs	Int / Int	04/24/2026  05/06/2026		5.05 5.05	0.00 5.05  5.05	0.25	7 yrs	5.05 5.05
SYMETRA LIFE INSURANCE COMPANY Symetra Select Max 7 MVA High Band	A	85	250,000	7 yrs	Int / Int	04/24/2026  05/06/2026		5.05 5.05	0.00 5.05  5.05	0.25	7 yrs	5.05 5.05
ATHENE IA Athene Max Rate 7 MVA Low Band	A+	83	10,000	7 yrs	Int / Int	04/16/2026		5.00	5.00	0.25	7 yrs	5.00
NORTH AMERICAN COMPANY NAC Guarantee Plus 7 MVA High Band	A+	90	100,000	7 yrs 	0% / Int	04/02/2026		5.00	5.00	0.10	7 yrs 	5.00
GLOBAL ATLANTIC FINANCIAL GROUP SecureFore 7 Low Band	A	85	10,000	7 yrs	10% / 10%	04/06/2026		5.00	5.00	0.10	7 yrs	5.00
GLOBAL ATLANTIC FINANCIAL GROUP SecureFore II 7 MVA Low Band	A	85	10,000	7 yrs	10% / 10%	04/06/2026		5.00	5.00	0.10	7 yrs	5.00
SECURIAN FINANCIAL SecureOption Choice 7 CA High Band	A+	90	500,000	7 yrs	10% / 10%	05/01/2026		5.00	5.00	2.50	7 yrs	5.00
ATHENE IA Athene Max Rate 7 (state specific) MVA Low Band	A+	83	10,000	7 yrs	Int / Int	04/16/2026		4.95	4.95	0.25	7 yrs	4.95
SECURIAN FINANCIAL SecureOption Choice 7 CA Mid Band	A+	90	100,000	7 yrs	10% / 10%	05/01/2026		4.95	4.95	2.50	7 yrs	4.95
SYMETRA LIFE INSURANCE COMPANY Symetra Select Pro 7 Mid Band	A	85	100,000	7 yrs	15% / 15%	04/24/2026  05/06/2026		4.95 4.95	0.00 4.95  4.95	0.25	7 yrs	4.95 4.95

MYGA Products

www.fmiAgent.com

Carrier / Product Name	AM Best	Max Issue Age	Min Premium	SC Years	Free Withdrawal Yr 1 Yr 2+	Last Change	Premium Bonus	Current Rate	Base Rate	Min GTD Value	Years Rate GTD	GTD Yield Surrender
SYMETRA LIFE INSURANCE COMPANY Symetra Select Pro 7 High Band	A	85	250,000	7 yrs	15% / 15%	04/24/2026 ↪ 05/06/2026		4.95 4.95	0.00 4.95 ↔	0.25	7 yrs	4.95 4.95
SECURIAN FINANCIAL SecureOption Choice 7 MVA Low Band	A+	90	25,000	7 yrs	0% / 10%	05/01/2026		4.90	4.90	2.50	7 yrs	4.90
SYMETRA LIFE INSURANCE COMPANY Symetra Select Max 7 MVA Low Band	A	85	10,000	7 yrs	Int / Int	04/24/2026 ↪ 05/06/2026		4.85 4.85	0.00 4.85 ↔	0.25	7 yrs	4.85 4.85
SYMETRA LIFE INSURANCE COMPANY Symetra Select Max 7 MVA Mid Band	A	85	50,000	7 yrs	Int / Int	04/24/2026 ↪ 05/06/2026		4.85 4.85	0.00 4.85 ↔	0.25	7 yrs	4.85 4.85
LINCOLN FINANCIAL Lincoln MYGuarantee Plus 7 MVA High Band	A	85	100,000	7 yrs	10% / 10%	04/15/2026		4.80	4.80	0.10	7 yrs	4.80
SECURIAN FINANCIAL SecureOption Choice 7 CA Low Band	A+	90	25,000	7 yrs	10% / 10%	05/01/2026		4.80	4.80	2.50	7 yrs	4.80
SYMETRA LIFE INSURANCE COMPANY Symetra Select Pro 7 GROF ROP Mid Band	A	90	100,000	7 yrs	15% / 15%	04/24/2026 ↪ 05/06/2026		4.80 4.80	0.00 4.80 ↔	0.25	7 yrs	4.80 4.80
SYMETRA LIFE INSURANCE COMPANY Symetra Select Pro 7 GROF ROP High Band	A	90	250,000	7 yrs	15% / 15%	04/24/2026 ↪ 05/06/2026		4.80 4.80	0.00 4.80 ↔	0.25	7 yrs	4.80 4.80
SYMETRA LIFE INSURANCE COMPANY Symetra Select Pro 7 Low Band	A	85	10,000	7 yrs	15% / 15%	04/24/2026 ↪ 05/06/2026		4.75 4.75	0.00 4.75 ↔	0.25	7 yrs	4.75 4.75
SYMETRA LIFE INSURANCE COMPANY Symetra Select Pro 7 Mid Band	A	85	50,000	7 yrs	15% / 15%	04/24/2026 ↪ 05/06/2026		4.75 4.75	0.00 4.75 ↔	0.25	7 yrs	4.75 4.75
NORTH AMERICAN COMPANY NAC Guarantee Plus 7 MVA Low Band	A+	90	20,000	7 yrs ↻	0% / Int	04/02/2026		4.70	4.70	0.10	7 yrs ↻	4.70
PROTECTIVE LIFE Secure Saver 7 MVA Mid Band	A+	85	25,000	7 yrs	10% / 10%	05/01/2026		4.70	4.70	2.25	7 yrs	4.70

MYGA Products

www.fmiAgent.com

Carrier / Product Name	AM Best	Max Issue Age	Min Premium	SC Years	Free Withdrawal Yr 1 Yr 2+	Last Change	Premium Bonus	Current Rate	Base Rate	Min GTD Value	Years Rate GTD	GTD Yield Surrender
MUTUAL OF OMAHA Ultra - Secure Plus 7 MVA, ROP <i>High Band</i>	A+	88	50,000	7 yrs	10% / 10%	05/04/2026		4.70	4.70	0.25	7 yrs	4.70
SYMETRA LIFE INSURANCE COMPANY Symetra Select Pro 7 GROF ROP <i>Low Band</i>	A	90	10,000	7 yrs	15% / 15%	04/24/2026 05/06/2026		4.60 4.60	4.60 0.00 	0.25	7 yrs	4.60 4.60
SYMETRA LIFE INSURANCE COMPANY Symetra Select Pro 7 GROF ROP <i>Mid Band</i>	A	90	50,000	7 yrs	15% / 15%	04/24/2026 05/06/2026		4.60 4.60	4.60 0.00 	0.25	7 yrs	4.60 4.60
MUTUAL OF OMAHA Ultra - Secure Plus 7 MVA, ROP <i>Low Band</i>	A+	88	5,000	7 yrs	10% / 10%	05/04/2026		4.55	4.55	0.25	7 yrs	4.55
AMERICAN GENERAL LIFE INS. CO. American Pathway VisionMYG 7 MVA <i>High Band</i>	A	85	100,000	10 yrs	0% / 15%	04/20/2026		4.45	4.45	0.25	7 yrs	4.45
AMERICAN GENERAL LIFE INS. CO. American Pathway VisionMYG 7 MVA <i>Low Band</i>	A	85	25,000	10 yrs	0% / 15%	04/20/2026		4.20	4.20	0.25	7 yrs	4.20
PROTECTIVE LIFE Secure Saver 7 MVA <i>Low Band</i>	A+	85	10,000	7 yrs	10% / 10%	05/01/2026		3.95	3.95	2.25	7 yrs	3.95
SECURIAN FINANCIAL SecureOption Focus 7 (ROP) ROP <i>High Band</i>	A+	88	100,000	7 yrs	10% / 10%	05/01/2026		3.75	3.75	2.50	7 yrs	3.75
LINCOLN FINANCIAL Lincoln MYGuarantee Plus 7 MVA <i>Low Band</i>	A	85	10,000	7 yrs	10% / 10%	04/15/2026		3.65	3.65	0.10	7 yrs	3.65
SECURIAN FINANCIAL SecureOption Focus 7 (ROP) ROP <i>Mid Band</i>	A+	88	35,000	7 yrs	10% / 10%	05/01/2026		3.65	3.65	2.50	7 yrs	3.65
SECURIAN FINANCIAL SecureOption Focus 7 (ROP) ROP <i>Low Band</i>	A+	88	10,000	7 yrs	10% / 10%	05/01/2026		3.45	3.45	2.50	7 yrs	3.45
Rate Guaranteed 8-Years												
AMERICAN NATIONAL INSURANCE CO. Palladium MYG Annuity 8 MVA <i>High Band</i>	A	90	250,000	10 yrs	10% / 10%	05/01/2026		5.20	5.20	2.60	8 yrs	5.20
AMERICAN NATIONAL INSURANCE CO. Palladium MYG Annuity 8 MVA <i>Mid Band</i>	A	90	100,000	10 yrs	10% / 10%	05/01/2026		5.05	5.05	2.60	8 yrs	5.05
AMERICAN NATIONAL INSURANCE CO. Palladium MYG Annuity 8 MVA <i>Low Band</i>	A	90	5,000	10 yrs	10% / 10%	05/01/2026		4.95	4.95	2.60	8 yrs	4.95
Rate Guaranteed 9-Years												
AMERICAN NATIONAL INSURANCE CO. Palladium MYG Annuity 9 MVA <i>High Band</i>	A	90	250,000	10 yrs	10% / 10%	05/01/2026		5.20	5.20	2.60	9 yrs	5.20

MYGA Products

www.fmiAgent.com

Carrier / Product Name	AM Best	Max Issue Age	Min Premium	SC Years	Free Withdrawal Yr 1 Yr 2+	Last Change	Premium Bonus	Current Rate	Base Rate	Min GTD Value	Years Rate GTD	GTD Yield Surrender
SECURIAN FINANCIAL SecureOption Choice 9 MVA High Band	A+	90	500,000	9 yrs	0% / 10%	05/01/2026		5.20	5.20	2.50	9 yrs	5.20
SECURIAN FINANCIAL SecureOption Choice 9 CA High Band	A+	90	500,000	9 yrs	10% / 10%	05/01/2026		5.10	5.10	2.50	9 yrs	5.10
AMERICAN NATIONAL INSURANCE CO. Palladium MYG Annuity 9 MVA Mid Band	A	90	100,000	10 yrs ↻	10% / 10%	05/01/2026		5.05	5.05	2.60	9 yrs ↻	5.05
SECURIAN FINANCIAL SecureOption Choice 9 MVA Mid Band	A+	90	100,000	9 yrs	0% / 10%	05/01/2026		5.05	5.05	2.50	9 yrs	5.05
AMERICAN NATIONAL INSURANCE CO. Palladium MYG Annuity 9 MVA Low Band	A	90	5,000	10 yrs ↻	10% / 10%	05/01/2026		4.95	4.95	2.60	9 yrs ↻	4.95
SECURIAN FINANCIAL SecureOption Choice 9 CA Mid Band	A+	90	100,000	9 yrs	10% / 10%	05/01/2026		4.95	4.95	2.50	9 yrs	4.95
SECURIAN FINANCIAL SecureOption Choice 9 MVA Low Band	A+	90	25,000	9 yrs	0% / 10%	05/01/2026		4.90	4.90	2.50	9 yrs	4.90
SECURIAN FINANCIAL SecureOption Choice 9 CA Low Band	A+	90	25,000	9 yrs	10% / 10%	05/01/2026		4.80	4.80	2.50	9 yrs	4.80
Rate Guaranteed 10-Years												
AMERICAN NATIONAL INSURANCE CO. Palladium MYG MAX 10 MVA High Band	A	90	250,000	10 yrs	0% / 0%	05/01/2026		5.35	5.35	2.60	10 yrs	5.35
AMERICAN NATIONAL INSURANCE CO. Palladium MYG Annuity 10 MVA High Band	A	90	250,000	10 yrs	10% / 10%	05/01/2026		5.20	5.20	2.60	10 yrs	5.20
AMERICAN NATIONAL INSURANCE CO. Palladium MYG MAX 10 MVA Mid Band	A	90	100,000	10 yrs	0% / 0%	05/01/2026		5.20	5.20	2.60	10 yrs	5.20
AMERICAN NATIONAL INSURANCE CO. Palladium MYG MAX 10 MVA Low Band	A	90	5,000	10 yrs	0% / 0%	05/01/2026		5.10	5.10	2.60	10 yrs	5.10
AMERICAN NATIONAL INSURANCE CO. Palladium MYG Annuity 10 MVA Mid Band	A	90	100,000	10 yrs	10% / 10%	05/01/2026		5.05	5.05	2.60	10 yrs	5.05
LINCOLN FINANCIAL Lincoln MYGuarantee Plus 10 MVA High Band	A	85	100,000	10 yrs	10% / 10%	04/15/2026		4.95	4.95	0.10	10 yrs	4.95
AMERICAN NATIONAL INSURANCE CO. Palladium MYG Annuity 10 MVA Low Band	A	90	5,000	10 yrs	10% / 10%	05/01/2026		4.95	4.95	2.60	10 yrs	4.95
AMERICAN GENERAL LIFE INS. CO. American Pathway VisionMYG 10 MVA High Band	A	85	100,000	10 yrs	0% / 15%	04/20/2026		4.80	4.80	0.25	10 yrs	4.80
AMERICAN GENERAL LIFE INS. CO. American Pathway VisionMYG 10 MVA Low Band	A	85	25,000	10 yrs	0% / 15%	04/20/2026		4.20	4.20	0.25	10 yrs	4.20

MYGA Products

www.fmiAgent.com

Carrier / Product Name	AM Best	Max Issue Age	Min Premium	SC Years	Free Withdrawal Yr 1 Yr 2+	Last Change	Premium Bonus	Current Rate	Base Rate	Min GTD Value	Years Rate GTD	GTD Yield Surrender
LINCOLN FINANCIAL Lincoln MYGuarantee Plus 10 MVA <i>Low Band</i>	A	85	10,000	10 yrs	10% / 10%	04/15/2026		3.70	3.70	0.10	10 yrs	3.70
AMERICAN GENERAL LIFE INS. CO. Assured Edge Income Achiever MVA	A	80	25,000	10 yrs	10% / 10%	07/01/2025		2.00	2.00	1.00	10 yrs	2.00

Traditional Fixed Products

www.fmiAgent.com

Carrier / Product Name	AM Best	Max Issue Age	SC Years	Min Premium	Free Withdrawal Yr 1 Yr 2+	Last Change	Years Rate GTD	Base Rate	Bonus Rate	Premium Bonus	CUR Yield Surrender	GTD Yield Surrender
10-Year Surrender Period												
NATIONAL WESTERN LIFE NWL Protector One MVA, LOAN	A-	75 QL 85 NQ	10 yrs	5,000	10% / 10%	03/04/2024	1 yr	1.75	1.00		1.85	1.62
9-Year Surrender Period												
GLOBAL ATLANTIC FINANCIAL GROUP ForeCare Fixed Annuity with LTC Rider MVA <i>High Band</i>	A	80 NQ	9 yrs	200,000	10% / 10%	02/10/2025	1 yr	6.00	0.00		6.00	1.54
GLOBAL ATLANTIC FINANCIAL GROUP ForeCare Fixed Annuity with LTC Rider MVA <i>Low Band</i>	A	80 NQ	9 yrs	35,000 NQ	10% / 10%	02/10/2025	1 yr	5.50	0.00		5.50	1.49
8-Year Surrender Period												
MUTUAL OF OMAHA Bonus Flexible Annuity <i>High Band</i>	A+	89	8 yrs	50,000	10% / 10%	05/04/2026	1 yr	4.20	1.00		4.32	0.68
MUTUAL OF OMAHA Bonus Flexible Annuity <i>Low Band</i>	A+	89	8 yrs	5,000	10% / 10%	05/04/2026	1 yr	4.05	1.00		4.17	0.66
7-Year Surrender Period												
GLOBAL ATLANTIC FINANCIAL GROUP ForeCare Fixed Annuity with LTC Rider (OH) MVA <i>High Band</i>	A	80 NQ	7 yrs	200,000	10% / 10%	02/10/2025	1 yr	6.00	0.00		6.00	1.70
GLOBAL ATLANTIC FINANCIAL GROUP ForeCare Fixed Annuity with LTC Rider (OH) MVA <i>Low Band</i>	A	80 NQ	7 yrs	35,000 NQ	10% / 10%	02/10/2025	1 yr	5.50	0.00		5.50	1.63
AMERICAN NATIONAL INSURANCE CO. Wealth Quest Citadel 7 Diamond ROP <i>High Band</i>	A	85	7 yrs	100,000	10% / 10%	05/01/2026	2 yrs	4.20	2.00		4.48	3.33
AMERICAN NATIONAL INSURANCE CO. Wealth Quest Citadel 7 Diamond ROP <i>Low Band</i>	A	85	7 yrs	2,000 QL 5,000 NQ	10% / 10%	05/01/2026	2 yrs	4.10	2.00		4.38	3.31
SECURIAN FINANCIAL SecureOption Focus 3 ROP ROP <i>High Band</i>	A+	88	7 yrs	100,000	10% / 10%	05/01/2026	3 yrs	3.75	0.00		3.75	3.03
SECURIAN FINANCIAL SecureOption Focus 5 ROP ROP <i>High Band</i>	A+	88	7 yrs	100,000	10% / 10%	05/01/2026	5 yrs	3.75	0.00		3.75	3.39
SECURIAN FINANCIAL SecureOption Focus 3 ROP ROP <i>Mid Band</i>	A+	88	7 yrs	35,000	10% / 10%	05/01/2026	3 yrs	3.65	0.00		3.65	2.99
SECURIAN FINANCIAL SecureOption Focus 5 ROP ROP <i>Mid Band</i>	A+	88	7 yrs	35,000	10% / 10%	05/01/2026	5 yrs	3.65	0.00		3.65	3.32
SECURIAN FINANCIAL SecureOption Focus 1 ROP ROP <i>High Band</i>	A+	88	7 yrs	100,000	10% / 10%	05/01/2026	1 yr	3.50	1.00		3.64	2.78

Traditional Fixed Products

www.fmiAgent.com

Carrier / Product Name	AM Best	Max Issue Age	SC Years	Min Premium	Free Withdrawal Yr 1 Yr 2+	Last Change	Years Rate GTD	Base Rate	Bonus Rate	Premium Bonus	CUR Yield Surrender	GTD Yield Surrender
SECURIAN FINANCIAL SecureOption Focus 1 ROP ROP <i>Mid Band</i>	A+	88	7 yrs	35,000	10% / 10%	05/01/2026	1 yr	3.40	1.00		3.54	2.77
SECURIAN FINANCIAL SecureOption Focus 3 ROP ROP <i>Low Band</i>	A+	88	7 yrs	10,000	10% / 10%	05/01/2026	3 yrs	3.45	0.00		3.45	2.91
SECURIAN FINANCIAL SecureOption Focus 5 ROP ROP <i>Low Band</i>	A+	88	7 yrs	10,000	10% / 10%	05/01/2026	5 yrs	3.45	0.00		3.45	3.18
SECURIAN FINANCIAL SecureOption Focus 1 ROP ROP <i>Low Band</i>	A+	88	7 yrs	10,000	10% / 10%	05/01/2026	1 yr	3.20	1.00		3.34	2.74
5-Year Surrender Period												
AMERICAN NATIONAL INSURANCE CO. Wealth Quest Citadel 5 Diamond ROP <i>High Band</i>	A	85	5 yrs	100,000	10% / 10%	05/01/2026	2 yrs	4.15	1.00		4.35	3.41
AMERICAN NATIONAL INSURANCE CO. Wealth Quest Citadel 5 Diamond ROP <i>Low Band</i>	A	85	5 yrs	5,000	10% / 10%	05/01/2026	2 yrs	4.05	1.00		4.25	3.38

Fixed Indexed Annuities

www.fmiAgent.com

Carrier / Product Name	AM Best	Max Issue Age	Min Premium	Premium Type	Premium Bonus	Product Fee	Any Annual P-to-P Cap	Fixed Rate	Free Withdrawal Yr 1 Yr 2+	SC Years	Riders
20-Year Surrender Period											
AMERICAN NATIONAL INSURANCE CO. Rate Certainty Annuity 20 MVA	A	50	5,000 QL 10,000 NQ	Single				3.40 MYG	10% / 10%	20 yrs	
15-Year Surrender Period											
ATHENE IA Athene Performance Elite® 15 MVA	A+	73	10,000	Single	22.00 to 27.00		7.00	3.70	0% / 5%	15 yrs	
ATHENE IA Athene Performance Elite® 15 Plus MVA, ROP, FEE	A+	73	10,000	Single	29.00 to 34.00	0.95	7.00	3.70	10% / 10%	15 yrs	Included
NATIONAL WESTERN LIFE NWL Ultra Future® LOAN	A-	Owner: 85 Annuitant: 80	2,000 QL 5,000 NQ	FPA	7.75 to 9.00			3.00	0% / 10%	15 yrs	Optional
14-Year Surrender Period											
NORTH AMERICAN COMPANY Charter Plus 14 MVA <i>Low Band</i>	A+	75	20,000	FPA	13.00 to 25.00		6.50	3.00	0% / 10%	14 yrs	Optional
NORTH AMERICAN COMPANY Charter Plus 14 MVA <i>High Band</i>	A+	75	75,000	FPA	17.00 to 29.00		6.50	3.00	0% / 10%	14 yrs	Optional
NORTH AMERICAN COMPANY Charter Plus 14 CA FEE <i>Low Band</i>	A+	46	20,000	FPA	13.00	0.95	6.50	3.00	0% / 10%	14 yrs	
NORTH AMERICAN COMPANY Charter Plus 14 CA FEE <i>High Band</i>	A+	46	75,000	FPA	17.00	0.95	6.50	3.00	0% / 10%	14 yrs	
13-Year Surrender Period											
NATIONAL WESTERN LIFE NWL Ultra Classic® LOAN	A-	Owner: 85 Annuitant: 80	2,000 QL 5,000 NQ	FPA				4.50	0% / 10%	13 yrs	Optional
10-Year Surrender Period											
AMERICAN NATIONAL INSURANCE CO. Smart Start Accumulator (Conservative Allocation) MVA	A	85	5,000 QL 10,000 NQ	Single				4.60	5% / 5%	10 yrs	
LINCOLN FINANCIAL Lincoln OptiBlend 10 MVA <i>High Band</i>	A	80	100,000	FPA			9.00	4.10	10% / 10%	10 yrs	
ATHENE IA Aviator 10 MVA <i>High Band</i>	A+	80	100,000	Single			9.75	4.05	10% / 10%	10 yrs	
GLOBAL ATLANTIC FINANCIAL GROUP ForeAccumulation II 10 MVA <i>High Band</i>	A	85	100,000	Single			16.00	4.00	10% / 10%	10 yrs	Optional
AMERICAN GENERAL LIFE INS. CO. Power 10 Protector MVA <i>High Band</i>	A	75	100,000	Single			9.00	4.00	10% / 10%	10 yrs	

Fixed Indexed Annuities

www.fmiAgent.com

Carrier / Product Name	AM Best	Max Issue Age	Min Premium	Premium Type	Premium Bonus	Product Fee	Any Annual P-to-P Cap	Fixed Rate	Free Withdrawal Yr 1 Yr 2+	SC Years	Riders
ATHENE IA Aviator 10 MVA <i>Low Band</i>	A+	80	10,000	Single			9.50	3.95	10% / 10%	10 yrs	
GLOBAL ATLANTIC FINANCIAL GROUP ForeAccumulation II 10 MVA <i>Low Band</i>	A	85	25,000	Single			15.75	3.90	10% / 10%	10 yrs	Optional
LINCOLN FINANCIAL Lincoln OptiBlend 10 CA <i>High Band</i>	A	80	100,000	FPA			8.50	3.90	10% / 10%	10 yrs	
NORTH AMERICAN COMPANY NAC Control. X MVA	A+	79	20,000	Single			9.00	3.90	0% / 10%	10 yrs	Optional
MUTUAL OF OMAHA Ultra Advantage 10 MVA	A+	80	10,000	1 Year or Less			10.00	3.90	10% / 10%	10 yrs	
AMERICAN NATIONAL INSURANCE CO. Smart Start Accumulator Plus Bonus No Fee (Conservative Allocation) MVA	A	85	5,000 QL 10,000 NQ	Single	14.00			3.85	5% / 5%	10 yrs	
AMERICAN NATIONAL INSURANCE CO. Smart Start Accumulator Plus Bonus w/ Fee (Conservative Allocation) MVA, FEE	A	85	5,000 QL 10,000 NQ	Single	20.00	0.95		3.85	10% / 10%	10 yrs	
AMERICAN NATIONAL INSURANCE CO. Strategy Indexed Annuity PLUS 10 MVA	A	80	5,000 QL 10,000 NQ	FPA	1.00		6.80	3.85	10% / 10%	10 yrs	Optional
AMER. EQUITY INVESTMENT LIFE INS. CO. AssetShield 10 MVA	A	80	5,000	FPA			11.00	3.80	Int / 10%	10 yrs	
LINCOLN FINANCIAL Lincoln OptiBlend 10 MVA <i>Low Band</i>	A	80	10,000	FPA			8.00	3.75	10% / 10%	10 yrs	
LINCOLN FINANCIAL Lincoln OptiBlend 10 CA <i>Low Band</i>	A	80	10,000	FPA			7.50	3.75	10% / 10%	10 yrs	
AMERICAN GENERAL LIFE INS. CO. Power 10 Protector MVA <i>Low Band</i>	A	75	25,000	Single			8.00	3.75	10% / 10%	10 yrs	
MUTUAL OF OMAHA Ultra Advantage 10 With ROP MVA, ROP	A+	80	10,000	1 Year or Less			9.50	3.65	10% / 10%	10 yrs	
NORTH AMERICAN COMPANY NAC Guaranteed Allocation 10 Model Blend A MVA	A+	79	20,000	1 Year or Less			12.25	3.60	10% / 10%	10 yrs	
NORTH AMERICAN COMPANY NAC Guaranteed Allocation 10 Model Blend B MVA	A+	79	20,000	1 Year or Less			9.50	3.60	10% / 10%	10 yrs	
NORTH AMERICAN COMPANY NAC Guaranteed Allocation 10 Model Blend C MVA	A+	79	20,000	1 Year or Less			8.50	3.60	10% / 10%	10 yrs	
NORTH AMERICAN COMPANY NAC Guaranteed Allocation 10 Model Blend D MVA	A+	79	20,000	1 Year or Less			7.75	3.60	10% / 10%	10 yrs	

Fixed Indexed Annuities

www.fmiAgent.com

Carrier / Product Name	AM Best	Max Issue Age	Min Premium	Premium Type	Premium Bonus	Product Fee	Any Annual P-to-P Cap	Fixed Rate	Free Withdrawal Yr 1 Yr 2+	SC Years	Riders
AMER. EQUITY INVESTMENT LIFE INS. CO. IncomeShield 10 MVA	A	80	5,000	FPA			25.00	3.50	Int / 10%	10 yrs	Included
AMERICAN NATIONAL INSURANCE CO. Smart Start Accumulator (Custom Allocation) MVA	A	85	5,000 QL 10,000 NQ	Single			8.00	3.35	5% / 5%	10 yrs	
GLOBAL ATLANTIC FINANCIAL GROUP ForeIncome II 10 With Income Multiplier Benefit MVA <i>Low Band</i>	A	85	25,000	Single			8.75	3.25	10% / 10%	10 yrs	Included
GLOBAL ATLANTIC FINANCIAL GROUP ForeIncome II 10 With Income Multiplier Benefit MVA <i>High Band</i>	A	85	100,000	Single			8.75	3.25	10% / 10%	10 yrs	Included
NORTH AMERICAN COMPANY NAC VersaChoice 10 MVA <i>High Band</i>	A+	79	75,000	1 Year or Less			9.20	3.25	10% / 10%	10 yrs	
NORTH AMERICAN COMPANY NAC VersaChoice 10 (ELB) MVA, ROP <i>High Band</i>	A+	79	75,000	1 Year or Less			9.20	3.25	10% / 20%	10 yrs	Optional
SYMETRA LIFE INSURANCE COMPANY Symetra Stride MVA	A	80	25,000	Single			0.00 14.00 ↕ 14.00	0.00 3.25 ↕ 3.25	0% / 7%	10 yrs	Optional
LINCOLN FINANCIAL Lincoln FlexAdvantage Income 10 MVA	A	80	75,000	1 Year or Less			5.15	3.15	10% / 10%	10 yrs	Included
LINCOLN FINANCIAL Lincoln OptiBlend Income 10 MVA	A	80	75,000	1 Year or Less			5.15	3.15	10% / 10%	10 yrs	Included
NORTH AMERICAN COMPANY Charter Plus 10 MVA <i>Low Band</i>	A+	79	20,000	FPA	11.00 to 20.00		6.00	3.00	0% / 10%	10 yrs	Optional
NORTH AMERICAN COMPANY Charter Plus 10 MVA <i>High Band</i>	A+	79	75,000	FPA	14.00 to 23.00		6.00	3.00	0% / 10%	10 yrs	Optional
NORTH AMERICAN COMPANY Charter Plus 10 (State Variations) <i>Low Band</i>	A+	79	20,000	FPA	11.00 to 20.00		5.75	3.00	0% / 10%	10 yrs	Optional
NORTH AMERICAN COMPANY Charter Plus 10 (State Variations) <i>High Band</i>	A+	79	75,000	FPA	14.00 to 23.00		5.75	3.00	0% / 10%	10 yrs	Optional
NORTH AMERICAN COMPANY Charter Plus 10 CA FEE <i>Low Band</i>	A+	79	20,000	FPA	10.00 to 19.00	0.95	5.75	3.00	0% / 10%	10 yrs	Optional
NORTH AMERICAN COMPANY Charter Plus 10 CA FEE <i>High Band</i>	A+	79	75,000	FPA	13.00 to 22.00	0.95	5.75	3.00	0% / 10%	10 yrs	Optional
GLOBAL ATLANTIC FINANCIAL GROUP ForeAccumulation II 10 With Premium Enhancement Rider MVA <i>High Band</i>	A	80	100,000	Single	14.00		13.00	3.00	10% / 10%	10 yrs	Optional

Fixed Indexed Annuities

www.fmiAgent.com

Carrier / Product Name	AM Best	Max Issue Age	Min Premium	Premium Type	Premium Bonus	Product Fee	Any Annual P-to-P Cap	Fixed Rate	Free Withdrawal Yr 1 Yr 2+	SC Years	Riders
GLOBAL ATLANTIC FINANCIAL GROUP ForeIncome II 10 With Guaranteed Income Builder MVA <i>Low Band</i>	A	85	25,000	Single			7.50	3.00	10% / 10%	10 yrs	Included
GLOBAL ATLANTIC FINANCIAL GROUP ForeIncome II 10 With Guaranteed Income Builder MVA <i>High Band</i>	A	85	100,000	Single			7.50	3.00	10% / 10%	10 yrs	Included
GLOBAL ATLANTIC FINANCIAL GROUP Income 150+ SE 10 MVA <i>High Band</i>	A	85	100,000	Single			7.50	3.00	10% / 10%	10 yrs	Optional
NORTH AMERICAN COMPANY NAC VersaChoice 10 MVA <i>Low Band</i>	A+	79	20,000	1 Year or Less			8.20	3.00	10% / 10%	10 yrs	
NORTH AMERICAN COMPANY NAC VersaChoice 10 (ELB) MVA, ROP <i>Low Band</i>	A+	79	20,000	1 Year or Less			8.20	3.00	10% / 20%	10 yrs	Optional
NATIONAL WESTERN LIFE NWL IMPACT 10® LOAN	A-	Owner: 85 Annuitant: 80	2,000 QL 5,000 NQ	FPA	7.00			3.00	0% / 10%	10 yrs	Optional
ATHENE IA Agility 10 MVA	A+	80	10,000	Single			5.25	2.90	10% / 10%	10 yrs	Included
ATHENE IA Agility 10 CA MVA	A+	80	10,000	Single			5.25	2.90	10% / 10%	10 yrs	Included
ATHENE IA Athene Performance Elite 10 MVA	A+	78	10,000	Single	15.00 to 20.00		5.50	2.90	0% / 5%	10 yrs	
ATHENE IA Athene Performance Elite 10 CA MVA	A+	78	10,000	Single	12.00 to 16.00		5.50	2.90	0% / 5%	10 yrs	
ATHENE IA Athene Performance Elite 10 Plus MVA, ROP, FEE	A+	78	10,000	Single	20.00 to 26.00	0.95	5.50	2.90	10% / 10%	10 yrs	
ATHENE IA Athene Performance Elite® 10 Plus CA MVA, ROP, FEE	A+	78	10,000	Single	17.00 to 20.00	0.95	5.50	2.90	10% / 10%	10 yrs	
GLOBAL ATLANTIC FINANCIAL GROUP ForeAccumulation II 10 With Premium Enhancement Rider MVA <i>Low Band</i>	A	80	25,000	Single	14.00		12.75	2.90	10% / 10%	10 yrs	Optional
ATHENE IA Ascent Pro 10 Bonus MVA	A+	80	10,000	Single	10.00		5.50	2.85	10% / 10%	10 yrs	Included
ATHENE IA Ascent Pro 10 Bonus (FL) MVA	A+	80	10,000	Single	10.00		5.50	2.85	10% / 10%	10 yrs	Included
ATHENE IA Ascent Pro 10 Bonus (State Variations) MVA	A+	80	10,000	Single	10.00		5.50	2.85	10% / 10%	10 yrs	Included

Fixed Indexed Annuities

www.fmiAgent.com

Carrier / Product Name	AM Best	Max Issue Age	Min Premium	Premium Type	Premium Bonus	Product Fee	Any Annual P-to-P Cap	Fixed Rate	Free Withdrawal Yr 1 Yr 2+	SC Years	Riders
AMERICAN NATIONAL INSURANCE CO. Smart Start Accumulator Plus Bonus No Fee (Custom Allocation) MVA	A	85	5,000 QL 10,000 NQ	Single	14.00		5.00	2.85	5% / 5%	10 yrs	
AMERICAN NATIONAL INSURANCE CO. Smart Start Accumulator Plus Bonus w/ Fee (Custom Allocation) MVA, FEE	A	85	5,000 QL 10,000 NQ	Single	20.00	0.95	5.00	2.85	10% / 10%	10 yrs	
GLOBAL ATLANTIC FINANCIAL GROUP Income 150+ SE 10 MVA <i>Low Band</i>	A	85	10,000	Single			7.25	2.75	10% / 10%	10 yrs	Optional
AMERICAN GENERAL LIFE INS. CO. Power 10 Protector Plus Income MVA <i>High Band</i>	A	75	100,000	Single			4.90	2.65	10% / 10%	10 yrs	Included
NATIONAL LIFE GROUP Zenith Growth 10 MVA, LOAN	A+	85	25,000	1 Year or Less			8.25	2.60	0% / 10%	10 yrs	
NORTH AMERICAN COMPANY Income Pay Pro 10 MVA	A+	79	20,000	1 Year or Less			5.00	2.50	10% / 10%	10 yrs	Optional
NATIONAL LIFE GROUP Zenith Income 10 - Max Bonus MVA	A+	75	25,000	1 Year or Less			8.00	2.50	0% / 10%	10 yrs	Included
NATIONAL LIFE GROUP Zenith Income 10 - Split Bonus MVA	A+	75	25,000	1 Year or Less	5.00		8.00	2.50	0% / 10%	10 yrs	Included
NATIONAL LIFE GROUP Flex Secure Growth 10 MVA, LOAN	A+	85	5,000	FPA			7.75	2.40	0% / 10%	10 yrs	
AMERICAN GENERAL LIFE INS. CO. Power 10 Protector Plus Income MVA <i>Low Band</i>	A	75	25,000	Single			3.90	2.40	10% / 10%	10 yrs	Included
NORTH AMERICAN COMPANY BenefitSolutions 10 MVA	A+	79	20,000	Single			5.00	2.30	0% / 5%	10 yrs	Included
NATIONAL LIFE GROUP Flex Select Income Max Bonus MVA	A+	75	5,000	FPA			7.50	2.30	0% / 10%	10 yrs	Included
NATIONAL LIFE GROUP Flex Select Income Split Bonus MVA	A+	75	5,000	FPA	5.00		7.50	2.30	0% / 10%	10 yrs	Included
AMER. EQUITY INVESTMENT LIFE INS. CO. EstateShield 10 MVA	A	75	5,000	1 Year or Less			4.25	2.00	0% / 10%	10 yrs	Multiple
AMER. EQUITY INVESTMENT LIFE INS. CO. IncomeShield Bonus 10 MVA	A	80	5,000	FPA	14.00		7.50	2.00	Int / 10%	10 yrs	Included
AMER. EQUITY INVESTMENT LIFE INS. CO. AssetShield Bonus 10 MVA	A	80	5,000	FPA	14.00 to 21.00		5.50	1.90	Int / 10%	10 yrs	Optional
NATIONAL LIFE GROUP Flex Secure Growth 10 Bonus MVA, LOAN	A+	75	5,000	FPA	5.00		6.50	1.70	0% / 10%	10 yrs	

Fixed Indexed Annuities

www.fmiAgent.com

Carrier / Product Name	AM Best	Max Issue Age	Min Premium	Premium Type	Premium Bonus	Product Fee	Any Annual P-to-P Cap	Fixed Rate	Free Withdrawal Yr 1 Yr 2+	SC Years	Riders
NATIONAL LIFE GROUP Growth Driver 10 MVA, LOAN	A+	75	25,000	1 Year or Less	10.00		6.00	1.70	0% / 10%	10 yrs	
NATIONAL LIFE GROUP Income Driver 10 MVA	A+	85	25,000	1 Year or Less			6.00	1.70	0% / 10%	10 yrs	Optional
GLOBAL ATLANTIC FINANCIAL GROUP ForeAccumulation II 10 With Growth Accelerator Rider MVA <i>Low Band</i>	A	85	25,000	Single					10% / 10%	10 yrs	Optional
GLOBAL ATLANTIC FINANCIAL GROUP ForeAccumulation II 10 With Growth Accelerator Rider MVA <i>High Band</i>	A	85	100,000	Single					10% / 10%	10 yrs	Optional
AMERICAN NATIONAL INSURANCE CO. Rate Certainty Annuity 10 MVA	A	85	5,000 QL 10,000 NQ	Single				3.75 MYG	10% / 10%	10 yrs	
AMERICAN NATIONAL INSURANCE CO. Smart Start Accumulator (Aggressive Allocation) MVA	A	85	5,000 QL 10,000 NQ	Single					5% / 5%	10 yrs	
AMERICAN NATIONAL INSURANCE CO. Smart Start Accumulator (Moderate Allocation) MVA	A	85	5,000 QL 10,000 NQ	Single			10.75		5% / 5%	10 yrs	
AMERICAN NATIONAL INSURANCE CO. Smart Start Accumulator Plus Bonus No Fee (Aggressive Allocation) MVA	A	85	5,000 QL 10,000 NQ	Single	14.00				5% / 5%	10 yrs	
AMERICAN NATIONAL INSURANCE CO. Smart Start Accumulator Plus Bonus No Fee (Moderate Allocation) MVA	A	85	5,000 QL 10,000 NQ	Single	14.00		6.50		5% / 5%	10 yrs	
AMERICAN NATIONAL INSURANCE CO. Smart Start Accumulator Plus Bonus w/ Fee (Aggressive Allocation) MVA, FEE	A	85	5,000 QL 10,000 NQ	Single	20.00	0.95			10% / 10%	10 yrs	
AMERICAN NATIONAL INSURANCE CO. Smart Start Accumulator Plus Bonus w/ Fee (Moderate Allocation) MVA, FEE	A	85	5,000 QL 10,000 NQ	Single	20.00	0.95	6.50		10% / 10%	10 yrs	
9-Year Surrender Period											
AMER. EQUITY INVESTMENT LIFE INS. CO. AssetShield 9 CA MVA	A	80	5,000	FPA			11.00	3.80	Int / 10%	9 yrs	
NATIONAL WESTERN LIFE NWL Ultra Future® - State Variation LOAN	A-	Owner: 85 Annuitant: 80	2,000 QL 5,000 NQ	FPA	2.00			3.15	10% / 10%	9 yrs	Optional
NATIONAL WESTERN LIFE NWL Ultra Value® LOAN	A-	Owner: 85 Annuitant: 80	2,000 QL 5,000 NQ	FPA	2.00			3.15	10% / 10%	9 yrs	Optional

Fixed Indexed Annuities

www.fmiAgent.com

Carrier / Product Name	AM Best	Max Issue Age	Min Premium	Premium Type	Premium Bonus	Product Fee	Any Annual P-to-P Cap	Fixed Rate	Free Withdrawal Yr 1 Yr 2+	SC Years	Riders
AMER. EQUITY INVESTMENT LIFE INS. CO. California IncomeShield 9 MVA	A	80	5,000	FPA	14.00		7.50	2.00	Int / 10%	9 yrs	Optional
AMER. EQUITY INVESTMENT LIFE INS. CO. EstateShield 9 CA MVA	A	75	5,000	1 Year or Less			4.25	2.00	0% / 10%	9 yrs	Multiple
AMER. EQUITY INVESTMENT LIFE INS. CO. AssetShield 9 Bonus CA MVA	A	80	5,000	FPA	14.00		5.50	1.90	Int / 10%	9 yrs	
8-Year Surrender Period											
NORTH AMERICAN COMPANY Performance Choice 8 MVA	A+	85	20,000	FPA			8.00	3.20	0% / 10%	8 yrs	
7-Year Surrender Period											
SYMETRA LIFE INSURANCE COMPANY Symetra Edge Elite 7 2026 MVA <i>High Band</i>	A	85	100,000	Single			14.00 14.00	4.85 4.85	15% / 15%	7 yrs	
SYMETRA LIFE INSURANCE COMPANY Symetra Edge Elite 7 2026 MVA <i>Low Band</i>	A	85	25,000	Single			13.00 13.00	4.70 4.70	15% / 15%	7 yrs	
ATHENE IA Athene Performance Elite 7 MVA	A+	83	10,000	Single			8.75	4.60	10% / 10%	7 yrs	
ATHENE IA Athene Performance Elite 7 Plus MVA, ROP, FEE	A+	83	10,000	Single	5.00 to 6.00	0.95	8.75	4.60	10% / 10%	7 yrs	Included
GLOBAL ATLANTIC FINANCIAL GROUP ForeAccumulation II 7 MVA <i>High Band</i>	A	85	100,000	Single			16.00	4.00	10% / 10%	7 yrs	Optional
LINCOLN FINANCIAL Lincoln OptiBlend 7 MVA <i>High Band</i>	A	85	100,000	FPA			8.55	4.00	10% / 10%	7 yrs	
AMERICAN GENERAL LIFE INS. CO. Power 7 Protector MVA <i>High Band</i>	A	85	100,000	Single			9.00	4.00	10% / 10%	7 yrs	
GLOBAL ATLANTIC FINANCIAL GROUP ForeAccumulation II 7 MVA <i>Low Band</i>	A	85	25,000	Single			15.75	3.90	10% / 10%	7 yrs	Optional
MUTUAL OF OMAHA Ultra Advantage 7 MVA	A+	85	10,000	1 Year or Less			10.00	3.90	10% / 10%	7 yrs	
AMER. EQUITY INVESTMENT LIFE INS. CO. AssetShield 7 MVA	A	85	5,000	FPA			10.00	3.80	Int / 10%	7 yrs	
AMERICAN GENERAL LIFE INS. CO. Power 7 Protector MVA <i>Low Band</i>	A	85	25,000	Single			8.00	3.75	10% / 10%	7 yrs	

Fixed Indexed Annuities

www.fmiAgent.com

Carrier / Product Name	AM Best	Max Issue Age	Min Premium	Premium Type	Premium Bonus	Product Fee	Any Annual P-to-P Cap	Fixed Rate	Free Withdrawal Yr 1 Yr 2+	SC Years	Riders
MUTUAL OF OMAHA Ultra Advantage 7 With ROP MVA, ROP	A+	85	10,000	1 Year or Less			9.50	3.65	10% / 10%	7 yrs	
LINCOLN FINANCIAL Lincoln OptiBlend 7 CA <i>High Band</i>	A	85	100,000	FPA			8.00	3.55	10% / 10%	7 yrs	
NORTH AMERICAN COMPANY NAC Guaranteed Allocation 7 Model Blend A MVA	A+	85	20,000	1 Year or Less			11.75	3.50	10% / 10%	7 yrs	
NORTH AMERICAN COMPANY NAC Guaranteed Allocation 7 Model Blend B MVA	A+	85	20,000	1 Year or Less			9.00	3.50	10% / 10%	7 yrs	
NORTH AMERICAN COMPANY NAC Guaranteed Allocation 7 Model Blend C MVA	A+	85	20,000	1 Year or Less			7.75	3.50	10% / 10%	7 yrs	
NORTH AMERICAN COMPANY NAC Guaranteed Allocation 7 Model Blend D MVA	A+	85	20,000	1 Year or Less			7.25	3.50	10% / 10%	7 yrs	
LINCOLN FINANCIAL Lincoln OptiBlend 7 MVA <i>Low Band</i>	A	85	10,000	FPA			7.55	3.40	10% / 10%	7 yrs	
GLOBAL ATLANTIC FINANCIAL GROUP ForeIncome II 7 With Income Multiplier Benefit MVA <i>Low Band</i>	A	85	25,000	Single			8.85	3.25	10% / 10%	7 yrs	Included
GLOBAL ATLANTIC FINANCIAL GROUP ForeIncome II 7 With Income Multiplier Benefit MVA <i>High Band</i>	A	85	100,000	Single			8.85	3.25	10% / 10%	7 yrs	Included
LINCOLN FINANCIAL Lincoln OptiBlend 7 CA <i>Low Band</i>	A	85	10,000	FPA			7.00	3.25	10% / 10%	7 yrs	
NATIONAL WESTERN LIFE NWL IMPACT 7® LOAN	A-	Owner: 85 Annuitant: 80	2,000 QL 5,000 NQ	FPA	5.00			3.15	0% / 10%	7 yrs	Optional
NATIONAL WESTERN LIFE NWL IMPACT 7S® LOAN	A-	Owner: 85 Annuitant: 80	2,000 QL 5,000 NQ	FPA	5.00			3.15	0% / 10%	7 yrs	Optional
PROTECTIVE LIFE Protective Income Builder MVA <i>High Band</i>	A+	85	100,000	1 Year or Less			6.00	3.15	10% / 10%	7 yrs	Included
LINCOLN FINANCIAL Lincoln FlexAdvantage Income 7 MVA	A	85	75,000	1 Year or Less			5.10	3.10	10% / 10%	7 yrs	Included
LINCOLN FINANCIAL Lincoln OptiBlend Income 7 MVA	A	85	75,000	1 Year or Less			5.10	3.10	10% / 10%	7 yrs	Included
ATHENE IA Athene Performance Elite® 7 CA MVA	A+	83	10,000	Single			8.75	3.00	10% / 10%	7 yrs	
ATHENE IA Athene Performance Elite® 7 Plus CA MVA, ROP, FEE	A+	83	10,000	Single	5.00	0.95	8.75	3.00	10% / 10%	7 yrs	

Fixed Indexed Annuities

www.fmiAgent.com

Carrier / Product Name	AM Best	Max Issue Age	Min Premium	Premium Type	Premium Bonus	Product Fee	Any Annual P-to-P Cap	Fixed Rate	Free Withdrawal Yr 1 Yr 2+	SC Years	Riders
GLOBAL ATLANTIC FINANCIAL GROUP ForeIncome II 7 With Guaranteed Income Builder MVA <i>Low Band</i>	A	85	25,000	Single			7.50	3.00	10% / 10%	7 yrs	Included
GLOBAL ATLANTIC FINANCIAL GROUP ForeIncome II 7 With Guaranteed Income Builder MVA <i>High Band</i>	A	85	100,000	Single			7.50	3.00	10% / 10%	7 yrs	Included
GLOBAL ATLANTIC FINANCIAL GROUP Income 150+ SE 7 MVA <i>High Band</i>	A	85	100,000	Single			7.50	3.00	10% / 10%	7 yrs	Optional
PROTECTIVE LIFE Protective Income Builder MVA <i>Low Band</i>	A+	85	25,000	1 Year or Less			5.70	3.00	10% / 10%	7 yrs	Included
SYMETRA LIFE INSURANCE COMPANY Symetra Income Edge Plus 7 MVA <i>High Band</i>	A	85	100,000	Single			13.00 0.00 13.00	3.00 0.00 3.00	10% / 10%	7 yrs	Included
ATHENE IA Agility 7 MVA	A+	83	10,000	Single			5.00	2.75	10% / 10%	7 yrs	Included
ATHENE IA Agility 7 CA MVA	A+	83	10,000	Single			5.00	2.75	10% / 10%	7 yrs	Included
GLOBAL ATLANTIC FINANCIAL GROUP Income 150+ SE 7 MVA <i>Low Band</i>	A	85	10,000	Single			7.25	2.75	10% / 10%	7 yrs	Optional
AMERICAN NATIONAL INSURANCE CO. Strategy Indexed Annuity PLUS 7 MVA	A	80	5,000 QL 10,000 NQ	FPA	11.00		6.20	2.75	10% / 10%	7 yrs	Optional
SYMETRA LIFE INSURANCE COMPANY Symetra Income Edge Plus 7 MVA <i>Low Band</i>	A	85	10,000	Single			9.00 0.00 9.00	2.65 0.00 2.65	10% / 10%	7 yrs	Included
NATIONAL LIFE GROUP Zenith Growth 7 MVA, LOAN	A+	85	25,000	1 Year or Less			8.00	2.50	0% / 10%	7 yrs	
AMERICAN GENERAL LIFE INS. CO. Power 7 Protector Plus Income MVA <i>High Band</i>	A	80	100,000	Single			4.60	2.40	10% / 10%	7 yrs	Included
NATIONAL LIFE GROUP Zenith Income 7 - Max Bonus MVA	A+	75	25,000	1 Year or Less			7.75	2.40	0% / 10%	7 yrs	Included
NATIONAL LIFE GROUP Zenith Income 7 - Split Bonus MVA	A+	75	25,000	1 Year or Less	5.00		7.75	2.40	0% / 10%	7 yrs	Included
NATIONAL LIFE GROUP Flex Secure Growth 7 MVA	A+	85	5,000	FPA			7.50	2.30	0% / 10%	7 yrs	

Fixed Indexed Annuities

www.fmiAgent.com

Carrier / Product Name	AM Best	Max Issue Age	Min Premium	Premium Type	Premium Bonus	Product Fee	Any Annual P-to-P Cap	Fixed Rate	Free Withdrawal Yr 1 Yr 2+	SC Years	Riders
AMERICAN GENERAL LIFE INS. CO. Power 7 Protector Plus Income MVA <i>Low Band</i>	A	80	25,000	Single			3.60	2.15	10% / 10%	7 yrs	Included
AMER. EQUITY INVESTMENT LIFE INS. CO. California IncomeShield 7 MVA	A	80	5,000	FPA			4.50	1.70	Int / 10%	7 yrs	Included
AMER. EQUITY INVESTMENT LIFE INS. CO. IncomeShield 7 MVA	A	80	5,000	FPA			4.50	1.70	Int / 10%	7 yrs	Included
NATIONAL LIFE GROUP Growth Driver 7 MVA, LOAN	A+	75	25,000	1 Year or Less	7.00		5.75	1.65	0% / 10%	7 yrs	
NATIONAL LIFE GROUP Income Driver 7 MVA, LOAN	A+	85	25,000	1 Year or Less			5.75	1.65	0% / 10%	7 yrs	Optional
ATHENE IA AccuMax 7 MVA <i>Low Band</i>	A+	83	10,000	Single				3.10 MYG	10% / 10%	7 yrs	
ATHENE IA AccuMax 7 MVA <i>High Band</i>	A+	83	100,000	Single				3.35 MYG	10% / 10%	7 yrs	
GLOBAL ATLANTIC FINANCIAL GROUP ForeAccumulation II 7 With Growth Accelerator Rider MVA <i>Low Band</i>	A	85	25,000	Single					10% / 10%	7 yrs	Optional
GLOBAL ATLANTIC FINANCIAL GROUP ForeAccumulation II 7 With Growth Accelerator Rider MVA <i>High Band</i>	A	85	100,000	Single					10% / 10%	7 yrs	Optional
AMERICAN NATIONAL INSURANCE CO. Rate Certainty Annuity 7 MVA	A	85	5,000 QL 10,000 NQ	Single				3.70 MYG	10% / 10%	7 yrs	
5-Year Surrender Period											
SYMETRA LIFE INSURANCE COMPANY Symetra Edge Elite 5 2026 MVA <i>High Band</i>	A	85	100,000	Single			0.00 14.00 14.00	0.00 4.85 4.85	15% / 15%	5 yrs	
SYMETRA LIFE INSURANCE COMPANY Symetra Edge Elite 5 2026 MVA <i>Low Band</i>	A	85	25,000	Single			0.00 13.00 13.00	0.00 4.70 4.70	15% / 15%	5 yrs	
LINCOLN FINANCIAL Lincoln OptiBlend 5 MVA <i>High Band</i>	A	85	100,000	FPA			8.50	4.00	10% / 10%	5 yrs	
AMERICAN GENERAL LIFE INS. CO. Power 5 Protector MVA <i>High Band</i>	A	85	100,000	Single			9.00	4.00	10% / 10%	5 yrs	

Fixed Indexed Annuities

www.fmiAgent.com

Carrier / Product Name	AM Best	Max Issue Age	Min Premium	Premium Type	Premium Bonus	Product Fee	Any Annual P-to-P Cap	Fixed Rate	Free Withdrawal Yr 1 Yr 2+	SC Years	Riders
ATHENE IA Aviator 5 MVA High Band	A+	85	100,000	Single			9.50	3.90	10% / 10%	5 yrs	
MUTUAL OF OMAHA Ultra Advantage 5 MVA	A+	85	10,000	1 Year or Less			10.00	3.90	10% / 10%	5 yrs	
ATHENE IA Aviator 5 MVA Low Band	A+	85	10,000	Single			9.25	3.80	10% / 10%	5 yrs	
GLOBAL ATLANTIC FINANCIAL GROUP ForeAccumulation II 5 MVA High Band	A	85	100,000	Single			16.00	3.75	10% / 10%	5 yrs	Optional
LINCOLN FINANCIAL Lincoln OptiBlend 5 CA High Band	A	85	100,000	FPA			8.25	3.75	10% / 10%	5 yrs	
AMERICAN GENERAL LIFE INS. CO. Power 5 Protector MVA Low Band	A	85	25,000	Single			8.00	3.75	10% / 10%	5 yrs	
GLOBAL ATLANTIC FINANCIAL GROUP ForeAccumulation II 5 MVA Low Band	A	85	25,000	Single			15.75	3.65	10% / 10%	5 yrs	Optional
MUTUAL OF OMAHA Ultra Advantage 5 With ROP MVA, ROP	A+	85	10,000	1 Year or Less			9.50	3.65	10% / 10%	5 yrs	
AMER. EQUITY INVESTMENT LIFE INS. CO. AssetShield 5 MVA	A	85	5,000	FPA			9.00	3.55	Int / 10%	5 yrs	
AMER. EQUITY INVESTMENT LIFE INS. CO. AssetShield 5 Bonus (Option 1) MVA	A	80	5,000	FPA	3.00		9.00	3.55	Int / 10%	5 yrs	
LINCOLN FINANCIAL Lincoln OptiBlend 5 MVA Low Band	A	85	10,000	FPA			7.50	3.40	10% / 10%	5 yrs	
NORTH AMERICAN COMPANY NAC Guaranteed Allocation 5 Model Blend A MVA	A+	89	20,000	1 Year or Less			11.25	3.40	10% / 10%	5 yrs	
NORTH AMERICAN COMPANY NAC Guaranteed Allocation 5 Model Blend B MVA	A+	89	20,000	1 Year or Less			8.75	3.40	10% / 10%	5 yrs	
NORTH AMERICAN COMPANY NAC Guaranteed Allocation 5 Model Blend C MVA	A+	89	20,000	1 Year or Less			7.50	3.40	10% / 10%	5 yrs	
NORTH AMERICAN COMPANY NAC Guaranteed Allocation 5 Model Blend D MVA	A+	89	20,000	1 Year or Less			7.00	3.40	10% / 10%	5 yrs	
LINCOLN FINANCIAL Lincoln OptiBlend 5 CA Low Band	A	85	10,000	FPA			7.25	3.30	10% / 10%	5 yrs	
AMER. EQUITY INVESTMENT LIFE INS. CO. AssetShield 5 Bonus (Option 2) MVA	A	80	5,000	FPA	5.00		8.00	3.20	Int / 10%	5 yrs	

Fixed Indexed Annuities

www.fmiAgent.com

Carrier / Product Name	AM Best	Max Issue Age	Min Premium	Premium Type	Premium Bonus	Product Fee	Any Annual P-to-P Cap	Fixed Rate	Free Withdrawal Yr 1 Yr 2+	SC Years	Riders
GLOBAL ATLANTIC FINANCIAL GROUP ForeIncome II 5 With Income Multiplier Benefit MVA <i>Low Band</i>	A	85	25,000	Single			7.85	3.00	10% / 10%	5 yrs	Included
GLOBAL ATLANTIC FINANCIAL GROUP ForeIncome II 5 With Income Multiplier Benefit MVA <i>High Band</i>	A	85	100,000	Single			7.85	3.00	10% / 10%	5 yrs	Included
AMER. EQUITY INVESTMENT LIFE INS. CO. AssetShield 5 Bonus (Option 3) MVA	A	80	5,000	FPA	7.00		7.00	2.85	Int / 10%	5 yrs	
GLOBAL ATLANTIC FINANCIAL GROUP ForeIncome II 5 With Guaranteed Income Builder MVA <i>Low Band</i>	A	85	25,000	Single			6.50	2.75	10% / 10%	5 yrs	Included
GLOBAL ATLANTIC FINANCIAL GROUP ForeIncome II 5 With Guaranteed Income Builder MVA <i>High Band</i>	A	85	100,000	Single			6.50	2.75	10% / 10%	5 yrs	Included
NATIONAL LIFE GROUP Zenith Growth 5 MVA, LOAN	A+	85	25,000	1 Year or Less			7.50	2.30	0% / 10%	5 yrs	
NATIONAL LIFE GROUP Flex Secure Growth 5 MVA, LOAN	A+	85	5,000	FPA			7.00	2.10	0% / 10%	5 yrs	
GLOBAL ATLANTIC FINANCIAL GROUP ForeAccumulation II 5 With Growth Accelerator Rider MVA <i>Low Band</i>	A	85	25,000	Single					10% / 10%	5 yrs	Optional
GLOBAL ATLANTIC FINANCIAL GROUP ForeAccumulation II 5 With Growth Accelerator Rider MVA <i>High Band</i>	A	85	100,000	Single					10% / 10%	5 yrs	Optional
AMERICAN NATIONAL INSURANCE CO. Rate Certainty Annuity 5 MVA	A	85	5,000 QL 10,000 NQ	Single				3.70 MYG	10% / 10%	5 yrs	
4-Year Surrender Period											
MUTUAL OF OMAHA Ultra Advantage 4 MVA	A+	85	10,000	1 Year or Less			9.00	3.90	10% / 10%	4 yrs	
MUTUAL OF OMAHA Ultra Advantage 4 With ROP MVA, ROP	A+	85	10,000	1 Year or Less			8.50	3.65	10% / 10%	4 yrs	
3-Year Surrender Period											
MUTUAL OF OMAHA Ultra Advantage 3 MVA	A+	85	10,000	1 Year or Less			9.00	3.90	10% / 10%	3 yrs	
MUTUAL OF OMAHA Ultra Advantage 3 With ROP MVA, ROP	A+	85	10,000	1 Year or Less			8.50	3.65	10% / 10%	3 yrs	

SPIA Products

www.fmiAgent.com

Carrier / Product Name	AM Best	Issue Age Owner	Issue Age Annuitant	Min Prem QL	Min Prem NQ
American Equity Investment Life Insurance Company AM Best: A					
AMER. EQUITY INVESTMENT LIFE INS. CO. SPIA-1	A	90	90	\$10,000	\$10,000
American General Life Insurance Company AM Best: A					
AMERICAN GENERAL LIFE INS. CO. American Pathway Immediate Annuity	A	90	90	\$10,000	\$10,000
American National Insurance Company AM Best: A					
AMERICAN NATIONAL INSURANCE CO. Palladium (SPIA)	A	90	90	\$3,500	\$15,000
Athene IA AM Best: A+					
ATHENE IA Athene Activate	A+	90	90	\$10,000	\$10,000
Global Atlantic Financial Group AM Best: A					
GLOBAL ATLANTIC FINANCIAL GROUP ForeCertain	A	90	90	\$25,000	\$25,000
Lincoln Financial AM Best: A					
LINCOLN FINANCIAL Lincoln Insured Income Immediate Annuity	A	80	80	\$10,000	\$10,000
Mutual of Omaha AM Best: A+					
MUTUAL OF OMAHA Income Access	A+	75	75	\$10,000	\$10,000
MUTUAL OF OMAHA Ultra-Income	A+	85	85	\$10,000	\$10,000
North American Company AM Best: A+					
NORTH AMERICAN COMPANY NA Income	A+	85	85	\$25,000	\$25,000
Protective Life AM Best: A+					
PROTECTIVE LIFE ProPayer Income Annuity	A+	99	99	\$50,000	\$50,000
Securian Financial AM Best: A+					
SECURIAN FINANCIAL IncomeToday! 2.0	A+	90	90	\$10,000	\$10,000

SPIA Products

www.fmiAgent.com

Carrier / Product Name	AM Best	Issue Age Owner	Issue Age Annuitant	Min Prem QL	Min Prem NQ
Symetra Life Insurance Company AM Best: A					
SYMETRA LIFE INSURANCE COMPANY Advantage Income	A	0	0		
SYMETRA LIFE INSURANCE COMPANY Freedom Income Annuity	A	0	0		
SYMETRA LIFE INSURANCE COMPANY Freedom Income Annuity with Death Benefit	A	0	0		