

# MYGA Products

www.fmiAgent.com

Carrier / Product Name	AM Best	Max Issue Age	Min Premium	SC Years	Free Withdrawal Yr 1   Yr 2+	Last Change	Current Rate	Years Rate GTD	Base Rate	GTD Yield Surrender	Premium Bonus
Rate Guaranteed 3-Years											
AMERICAN NATIONAL INSURANCE CO. Palladium MYG MAX 3 MVA <i>High Band</i>	A	90	250,000	10 yrs	0% / 0%	07/01/2025	5.10	3 yrs	5.10	5.10	
AMERICAN NATIONAL INSURANCE CO. Palladium MYG Annuity 3 MVA <i>High Band</i>	A	90	250,000	10 yrs	10% / 10%	07/01/2025	4.95	3 yrs	4.95	4.95	
AMERICAN NATIONAL INSURANCE CO. Palladium MYG MAX 3 MVA <i>Mid Band</i>	A	90	100,000	10 yrs	0% / 0%	07/01/2025	4.95	3 yrs	4.95	4.95	
AMERICAN NATIONAL INSURANCE CO. Palladium MYG MAX 3 MVA <i>Low Band</i>	A	90	5,000	10 yrs	0% / 0%	07/01/2025	4.85	3 yrs	4.85	4.85	
SYMETRA LIFE INSURANCE COMPANY Symetra Select Max 3 MVA <i>High Band</i>	A	85	250,000	3 yrs	Int / Int	06/18/2025	4.85	3 yrs	4.85	4.85	
AMERICAN NATIONAL INSURANCE CO. Palladium MYG Annuity 3 MVA <i>Mid Band</i>	A	90	100,000	10 yrs	10% / 10%	07/01/2025	4.80	3 yrs	4.80	4.80	
NATIONAL LIFE GROUP RetireMax Secure 3 MVA MVA, LOAN <i>High Band</i>	A+	90	100,000	3 yrs	0% / 10%	03/04/2025	4.80	3 yrs	4.80	4.80	
SYMETRA LIFE INSURANCE COMPANY Symetra Select Max 3 MVA <i>Mid Band</i>	A	85	100,000	3 yrs	Int / Int	06/18/2025	4.80	3 yrs	4.80	4.80	
SYMETRA LIFE INSURANCE COMPANY Symetra Select Pro 3 <i>High Band</i>	A	85	250,000	3 yrs	15% / 15%	06/18/2025	4.75	3 yrs	4.75	4.75	
AMERICAN NATIONAL INSURANCE CO. Palladium MYG Annuity 3 MVA <i>Low Band</i>	A	90	5,000	10 yrs	10% / 10%	07/01/2025	4.70	3 yrs	4.70	4.70	
SYMETRA LIFE INSURANCE COMPANY Symetra Select Pro 3 <i>Mid Band</i>	A	85	100,000	3 yrs	15% / 15%	06/18/2025	4.70	3 yrs	4.70	4.70	
ATHENE IA Athene Max Rate 3 MVA <i>High Band</i>	A+	85	100,000	3 yrs	Int / Int	06/03/2025	4.65	3 yrs	4.65	4.65	
ATHENE IA Athene Max Rate 3 (state specific) MVA <i>High Band</i>	A+	85	100,000	3 yrs	Int / Int	06/03/2025	4.65	3 yrs	4.65	4.65	
NORTH AMERICAN COMPANY NAC Guarantee Plus 3 MVA <i>High Band</i>	A+	90	100,000	3 yrs	0% / Int	05/15/2025	4.65	3 yrs	4.65	4.65	
SECURIAN FINANCIAL SecureOption Choice 3 MVA <i>High Band</i>	A+	90	500,000	3 yrs	0% / 10%	07/01/2025	4.55	3 yrs	4.55	4.55	
NATIONAL LIFE GROUP RetireMax Secure 3 MVA MVA, LOAN <i>Low Band</i>	A+	90	25,000	3 yrs	0% / 10%	03/04/2025	4.50	3 yrs	4.50	4.50	
SYMETRA LIFE INSURANCE COMPANY Symetra Select Pro 3 GROUROP <i>High Band</i>	A	90	250,000	3 yrs	15% / 15%	06/18/2025	4.50	3 yrs	4.50	4.50	

# MYGA Products

www.fmiAgent.com

Carrier / Product Name	AM Best	Max Issue Age	Min Premium	SC Years	Free Withdrawal Yr 1   Yr 2+	Last Change	Current Rate	Years Rate GTD	Base Rate	GTD Yield Surrender	Premium Bonus
SECURIAN FINANCIAL SecureOption Choice 3 CA <i>High Band</i>	A+	90	500,000	3 yrs	10% / 10%	07/01/2025	4.45	3 yrs	4.45	4.45	
SYMETRA LIFE INSURANCE COMPANY Symetra Select Max 3 MVA <i>Mid Band</i>	A	85	50,000	3 yrs	Int / Int	06/18/2025	4.45	3 yrs	4.45	4.45	
SYMETRA LIFE INSURANCE COMPANY Symetra Select Pro 3 GROF ROP <i>Mid Band</i>	A	90	100,000	3 yrs	15% / 15%	06/18/2025	4.45	3 yrs	4.45	4.45	
ATHENE IA Athene Max Rate 3 MVA <i>Low Band</i>	A+	85	10,000	3 yrs	Int / Int	06/03/2025	4.40	3 yrs	4.40	4.40	
ATHENE IA Athene Max Rate 3 (state specific) MVA <i>Low Band</i>	A+	85	10,000	3 yrs	Int / Int	06/03/2025	4.40	3 yrs	4.40	4.40	
NATIONAL LIFE GROUP RetireMax Secure 3 LOAN <i>High Band</i>	A+	90	100,000	3 yrs	0% / 10%	03/04/2025	4.40	3 yrs	4.40	4.40	
SECURIAN FINANCIAL SecureOption Choice 3 MVA <i>Mid Band</i>	A+	90	100,000	3 yrs	0% / 10%	07/01/2025	4.40	3 yrs	4.40	4.40	
SYMETRA LIFE INSURANCE COMPANY Symetra Select Max 3 MVA <i>Low Band</i>	A	85	10,000	3 yrs	Int / Int	06/18/2025	4.35	3 yrs	4.35	4.35	
SYMETRA LIFE INSURANCE COMPANY Symetra Select Pro 3 <i>Mid Band</i>	A	85	50,000	3 yrs	15% / 15%	06/18/2025	4.35	3 yrs	4.35	4.35	
SECURIAN FINANCIAL SecureOption Choice 3 CA <i>Mid Band</i>	A+	90	100,000	3 yrs	10% / 10%	07/01/2025	4.30	3 yrs	4.30	4.30	
NORTH AMERICAN COMPANY NAC Guarantee Plus 3 MVA <i>Low Band</i>	A+	90	20,000	3 yrs ↻	0% / Int	05/15/2025	4.25	3 yrs ↻	4.25	4.25	
SECURIAN FINANCIAL SecureOption Choice 3 MVA <i>Low Band</i>	A+	90	25,000	3 yrs	0% / 10%	07/01/2025	4.25	3 yrs	4.25	4.25	
SYMETRA LIFE INSURANCE COMPANY Symetra Select Pro 3 <i>Low Band</i>	A	85	10,000	3 yrs	15% / 15%	06/18/2025	4.25	3 yrs	4.25	4.25	
GLOBAL ATLANTIC FINANCIAL GROUP SecureFore 3 <i>High Band</i>	A	85	100,000	3 yrs	10% / 10%	04/28/2025	4.15	3 yrs	4.15	4.15	
SECURIAN FINANCIAL SecureOption Choice 3 CA <i>Low Band</i>	A+	90	25,000	3 yrs	10% / 10%	07/01/2025	4.15	3 yrs	4.15	4.15	
NATIONAL LIFE GROUP RetireMax Secure 3 LOAN <i>Low Band</i>	A+	90	25,000	3 yrs	0% / 10%	03/04/2025	4.10	3 yrs	4.10	4.10	
SYMETRA LIFE INSURANCE COMPANY Symetra Select Pro 3 GROF ROP <i>Mid Band</i>	A	90	50,000	3 yrs	15% / 15%	06/18/2025	4.10	3 yrs	4.10	4.10	
GLOBAL ATLANTIC FINANCIAL GROUP SecureFore 3 <i>Low Band</i>	A	85	10,000	3 yrs	10% / 10%	04/28/2025	3.95	3 yrs	3.95	3.95	

# MYGA Products

www.fmiAgent.com

Carrier / Product Name	AM Best	Max Issue Age	Min Premium	SC Years	Free Withdrawal Yr 1   Yr 2+	Last Change	Current Rate	Years Rate GTD	Base Rate	GTD Yield Surrender	Premium Bonus
AMER. EQUITY INVESTMENT LIFE INS. CO. GuaranteeShield 3 MVA <i>Mid Band</i>	A	85	100,000	3 yrs	0% / 10%	08/22/2024	3.75	3 yrs	3.75	3.75	
AMER. EQUITY INVESTMENT LIFE INS. CO. GuaranteeShield 3 MVA <i>High Band</i>	A	85	250,000	3 yrs	0% / 10%	08/22/2024	3.75	3 yrs	3.75	3.75	
SYMETRA LIFE INSURANCE COMPANY Symetra Select Pro 3 GROUROP <i>Low Band</i>	A	90	10,000	3 yrs	15% / 15%	06/18/2025	3.70	3 yrs	3.70	3.70	
AMER. EQUITY INVESTMENT LIFE INS. CO. GuaranteeShield 3 MVA <i>Low Band</i>	A	85	10,000	3 yrs	0% / 10%	08/22/2024	3.50	3 yrs	3.50	3.50	
Rate Guaranteed 4-Years											
AMERICAN GENERAL LIFE INS. CO. American Pathway VisionMYG 4 MVA <i>High Band</i>	A	85	100,000	10 yrs ↻	0% / 15%	07/01/2025	4.40	4 yrs ↻	4.40	4.40	
AMERICAN GENERAL LIFE INS. CO. American Pathway VisionMYG 4 MVA <i>Low Band</i>	A	85	25,000	10 yrs ↻	0% / 15%	07/01/2025	3.85	4 yrs ↻	3.85	3.85	
Rate Guaranteed 5-Years											
AMERICAN NATIONAL INSURANCE CO. Palladium MYG MAX 5 MVA <i>High Band</i>	A	90	250,000	10 yrs ↻	0% / 0%	07/01/2025	5.55	5 yrs ↻	5.55	5.55	
AMERICAN NATIONAL INSURANCE CO. Palladium MYG Annuity 5 MVA <i>High Band</i>	A	90	250,000	10 yrs ↻	10% / 10%	07/01/2025	5.40	5 yrs ↻	5.40	5.40	
AMERICAN NATIONAL INSURANCE CO. Palladium MYG MAX 5 MVA <i>Mid Band</i>	A	90	100,000	10 yrs ↻	0% / 0%	07/01/2025	5.40	5 yrs ↻	5.40	5.40	
ATHENE IA Athene Max Rate 5 MVA <i>High Band</i>	A+	83	100,000	5 yrs	Int / Int	06/03/2025	5.30	5 yrs	5.30	5.30	
AMERICAN NATIONAL INSURANCE CO. Palladium MYG MAX 5 MVA <i>Low Band</i>	A	90	5,000	10 yrs ↻	0% / 0%	07/01/2025	5.30	5 yrs ↻	5.30	5.30	
ATHENE IA Athene Max Rate 5 (state specific) MVA <i>High Band</i>	A+	83	100,000	5 yrs	Int / Int	06/03/2025	5.25	5 yrs	5.25	5.25	
AMERICAN NATIONAL INSURANCE CO. Palladium MYG Annuity 5 MVA <i>Mid Band</i>	A	90	100,000	10 yrs ↻	10% / 10%	07/01/2025	5.25	5 yrs ↻	5.25	5.25	
PROTECTIVE LIFE Secure Saver 5 MVA <i>High Band</i>	A+	85	75,000	5 yrs	10% / 10%	07/01/2025 ↻ 07/08/2025	5.25 5.25	5 yrs	0.00 5.25 5.25	5.25 5.25	
AMERICAN NATIONAL INSURANCE CO. Palladium MYG Annuity 5 MVA <i>Low Band</i>	A	90	5,000	10 yrs ↻	10% / 10%	07/01/2025	5.15	5 yrs ↻	5.15	5.15	
SYMETRA LIFE INSURANCE COMPANY Symetra Select Max 5 MVA <i>Mid Band</i>	A	85	100,000	5 yrs	Int / Int	06/18/2025	5.15	5 yrs	5.15	5.15	

# MYGA Products

www.fmiAgent.com

Carrier / Product Name	AM Best	Max Issue Age	Min Premium	SC Years	Free Withdrawal Yr 1   Yr 2+	Last Change	Current Rate	Years Rate GTD	Base Rate	GTD Yield Surrender	Premium Bonus
SYMETRA LIFE INSURANCE COMPANY Symetra Select Max 5 MVA High Band	A	85	250,000	5 yrs	Int / Int	06/18/2025	5.15	5 yrs	5.15	5.15	
ATHENE IA Athene Max Rate 5 MVA Low Band	A+	83	10,000	5 yrs	Int / Int	06/03/2025	5.05	5 yrs	5.05	5.05	
LINCOLN FINANCIAL Lincoln MYGuarantee Plus 5 MVA High Band	A	85	100,000	5 yrs	10% / 10%	06/18/2025	5.05	5 yrs	5.05	5.05	
NORTH AMERICAN COMPANY NAC Guarantee Plus 5 MVA High Band	A+	90	100,000	5 yrs ↻	0% / Int	05/15/2025	5.05	5 yrs ↻	5.05	5.05	
ATHENE IA Athene Max Rate 5 (state specific) MVA Low Band	A+	83	10,000	5 yrs	Int / Int	06/03/2025	5.00	5 yrs	5.00	5.00	
NATIONAL LIFE GROUP RetireMax Secure 5 MVA MVA, LOAN High Band	A+	90	100,000	5 yrs	0% / 10%	03/04/2025	5.00	5 yrs	5.00	5.00	
SECURIAN FINANCIAL SecureOption Choice 5 MVA High Band	A+	90	500,000	5 yrs	0% / 10%	07/01/2025	5.00	5 yrs	5.00	5.00	
SYMETRA LIFE INSURANCE COMPANY Symetra Select Pro 5 Mid Band	A	85	100,000	5 yrs	15% / 15%	06/18/2025	5.00	5 yrs	5.00	5.00	
SYMETRA LIFE INSURANCE COMPANY Symetra Select Pro 5 High Band	A	85	250,000	5 yrs	15% / 15%	06/18/2025	5.00	5 yrs	5.00	5.00	
MUTUAL OF OMAHA Ultra Premier 5 MVA	A+	89	25,000	5 yrs ↻	10% / 10%	07/07/2025	5.00	5 yrs ↻	5.00	5.00	
PROTECTIVE LIFE Secure Saver 5 MVA Mid Band	A+	85	25,000	5 yrs	10% / 10%	07/01/2025 ↻ 07/08/2025	4.90 4.90	5 yrs	0.00 4.90 ↔ 4.90	4.90 4.90	
GLOBAL ATLANTIC FINANCIAL GROUP SecureFore 5 High Band	A	85	100,000	5 yrs	10% / 10%	04/28/2025	4.90	5 yrs	4.90	4.90	
SECURIAN FINANCIAL SecureOption Choice 5 CA High Band	A+	90	500,000	5 yrs	10% / 10%	07/01/2025	4.90	5 yrs	4.90	4.90	
SYMETRA LIFE INSURANCE COMPANY Symetra Select Pro 5 GROUROP Mid Band	A	90	100,000	5 yrs	15% / 15%	06/18/2025	4.90	5 yrs	4.90	4.90	
SYMETRA LIFE INSURANCE COMPANY Symetra Select Pro 5 GROUROP High Band	A	90	250,000	5 yrs	15% / 15%	06/18/2025	4.90	5 yrs	4.90	4.90	
SYMETRA LIFE INSURANCE COMPANY Symetra Select Max 5 MVA Low Band	A	85	10,000	5 yrs	Int / Int	06/18/2025	4.85	5 yrs	4.85	4.85	
SYMETRA LIFE INSURANCE COMPANY Symetra Select Max 5 MVA Mid Band	A	85	50,000	5 yrs	Int / Int	06/18/2025	4.85	5 yrs	4.85	4.85	

# MYGA Products

www.fmiAgent.com

Carrier / Product Name	AM Best	Max Issue Age	Min Premium	SC Years	Free Withdrawal Yr 1   Yr 2+	Last Change	Current Rate	Years Rate GTD	Base Rate	GTD Yield Surrender	Premium Bonus
NORTH AMERICAN COMPANY NAC Guarantee Plus 5 MVA <i>Low Band</i>	A+	90	20,000	5 yrs	0% / Int	05/15/2025	4.80	5 yrs	4.80	4.80	
SECURIAN FINANCIAL SecureOption Choice 5 MVA <i>Mid Band</i>	A+	90	100,000	5 yrs	0% / 10%	07/01/2025	4.75	5 yrs	4.75	4.75	
NATIONAL LIFE GROUP RetireMax Secure 5 MVA MVA, LOAN <i>Low Band</i>	A+	90	25,000	5 yrs	0% / 10%	03/04/2025	4.70	5 yrs	4.70	4.70	
GLOBAL ATLANTIC FINANCIAL GROUP SecureFore 5 <i>Low Band</i>	A	85	10,000	5 yrs	10% / 10%	04/28/2025	4.70	5 yrs	4.70	4.70	
SYMETRA LIFE INSURANCE COMPANY Symetra Select Pro 5 <i>Low Band</i>	A	85	10,000	5 yrs	15% / 15%	06/18/2025	4.70	5 yrs	4.70	4.70	
SYMETRA LIFE INSURANCE COMPANY Symetra Select Pro 5 <i>Mid Band</i>	A	85	50,000	5 yrs	15% / 15%	06/18/2025	4.70	5 yrs	4.70	4.70	
SECURIAN FINANCIAL SecureOption Choice 5 CA <i>Mid Band</i>	A+	90	100,000	5 yrs	10% / 10%	07/01/2025	4.65	5 yrs	4.65	4.65	
NATIONAL LIFE GROUP RetireMax Secure 5 LOAN <i>High Band</i>	A+	90	100,000	5 yrs	0% / 10%	03/04/2025	4.60	5 yrs	4.60	4.60	
SECURIAN FINANCIAL SecureOption Choice 5 MVA <i>Low Band</i>	A+	90	25,000	5 yrs	0% / 10%	07/01/2025	4.60	5 yrs	4.60	4.60	
SECURIAN FINANCIAL SecureOption Choice 5 CA <i>Low Band</i>	A+	90	25,000	5 yrs	10% / 10%	07/01/2025	4.50	5 yrs	4.50	4.50	
SYMETRA LIFE INSURANCE COMPANY Symetra Select Pro 5 GRO P <i>Mid Band</i>	A	90	50,000	5 yrs	15% / 15%	06/18/2025	4.50	5 yrs	4.50	4.50	
AMERICAN GENERAL LIFE INS. CO. American Pathway VisionMYG 5 MVA <i>High Band</i>	A	85	100,000	10 yrs	0% / 15%	07/01/2025	4.40	5 yrs	4.40	4.40	
NATIONAL LIFE GROUP RetireMax Secure 5 LOAN <i>Low Band</i>	A+	90	25,000	5 yrs	0% / 10%	03/04/2025	4.30	5 yrs	4.30	4.30	
MUTUAL OF OMAHA Ultra - Secure Plus 5 MVA, ROP <i>High Band</i>	A+	89	50,000	5 yrs	10% / 10%	07/07/2025	4.30	5 yrs	4.30	4.30	
SYMETRA LIFE INSURANCE COMPANY Symetra Select Pro 5 GRO P <i>Low Band</i>	A	90	10,000	5 yrs	15% / 15%	06/18/2025	4.25	5 yrs	4.25	4.25	
MUTUAL OF OMAHA Ultra - Secure Plus 5 MVA, ROP <i>Low Band</i>	A+	89	5,000	5 yrs	10% / 10%	07/07/2025	4.15	5 yrs	4.15	4.15	
PROTECTIVE LIFE Secure Saver 5 MVA <i>Low Band</i>	A+	85	10,000	5 yrs	10% / 10%	07/01/2025 ↩ 07/08/2025	4.05 4.05	5 yrs	0.00 4.05 ↔ 4.05	4.05 4.05	

# MYGA Products

www.fmiAgent.com

Carrier / Product Name	AM Best	Max Issue Age	Min Premium	SC Years	Free Withdrawal Yr 1   Yr 2+	Last Change	Current Rate	Years Rate GTD	Base Rate	GTD Yield Surrender	Premium Bonus
AMERICAN GENERAL LIFE INS. CO. American Pathway VisionMYG 5 MVA <i>Low Band</i>	A	85	25,000	10 yrs	0% / 15%	07/01/2025	4.00	5 yrs	4.00	4.00	
AMER. EQUITY INVESTMENT LIFE INS. CO. GuaranteeShield 5 MVA <i>Mid Band</i>	A	85	100,000	5 yrs	0% / 10%	08/22/2024	3.85	5 yrs	3.85	3.85	
AMER. EQUITY INVESTMENT LIFE INS. CO. GuaranteeShield 5 MVA <i>High Band</i>	A	85	250,000	5 yrs	0% / 10%	08/22/2024	3.85	5 yrs	3.85	3.85	
LINCOLN FINANCIAL Lincoln MYGuarantee Plus 5 MVA <i>Low Band</i>	A	85	10,000	5 yrs	10% / 10%	06/18/2025	3.65	5 yrs	3.65	3.65	
AMER. EQUITY INVESTMENT LIFE INS. CO. GuaranteeShield 5 MVA <i>Low Band</i>	A	85	10,000	5 yrs	0% / 10%	08/22/2024	3.60	5 yrs	3.60	3.60	
Rate Guaranteed 6-Years											
AMERICAN NATIONAL INSURANCE CO. Palladium MYG MAX 6 MVA <i>High Band</i>	A	90	250,000	10 yrs	0% / 0%	07/01/2025	9.85	6 yrs	4.85	5.67	
AMERICAN NATIONAL INSURANCE CO. Palladium MYG Annuity 6 MVA <i>High Band</i>	A	90	250,000	10 yrs	10% / 10%	07/01/2025	9.70	6 yrs	4.70	5.52	
AMERICAN NATIONAL INSURANCE CO. Palladium MYG MAX 6 MVA <i>Mid Band</i>	A	90	100,000	10 yrs	0% / 0%	07/01/2025	9.70	6 yrs	4.70	5.52	
AMERICAN NATIONAL INSURANCE CO. Palladium MYG MAX 6 MVA <i>Low Band</i>	A	90	5,000	10 yrs	0% / 0%	07/01/2025	9.60	6 yrs	4.60	5.42	
AMERICAN NATIONAL INSURANCE CO. Palladium MYG Annuity 6 MVA <i>Mid Band</i>	A	90	100,000	10 yrs	10% / 10%	07/01/2025	9.55	6 yrs	4.55	5.37	
AMERICAN NATIONAL INSURANCE CO. Palladium MYG Annuity 6 MVA <i>Low Band</i>	A	90	5,000	10 yrs	10% / 10%	07/01/2025	9.45	6 yrs	4.45	5.27	
AMERICAN GENERAL LIFE INS. CO. American Pathway VisionMYG 6 MVA <i>High Band</i>	A	85	100,000	10 yrs	0% / 15%	07/01/2025	4.40	6 yrs	4.40	4.40	
AMERICAN GENERAL LIFE INS. CO. American Pathway VisionMYG 6 MVA <i>Low Band</i>	A	85	25,000	10 yrs	0% / 15%	07/01/2025	4.00	6 yrs	4.00	4.00	
Rate Guaranteed 7-Years											
AMERICAN NATIONAL INSURANCE CO. Palladium MYG MAX 7 MVA <i>High Band</i>	A	90	250,000	10 yrs	0% / 0%	07/01/2025	5.60	7 yrs	5.60	5.60	
AMERICAN NATIONAL INSURANCE CO. Palladium MYG Annuity 7 MVA <i>High Band</i>	A	90	250,000	10 yrs	10% / 10%	07/01/2025	5.45	7 yrs	5.45	5.45	
AMERICAN NATIONAL INSURANCE CO. Palladium MYG MAX 7 MVA <i>Mid Band</i>	A	90	100,000	10 yrs	0% / 0%	07/01/2025	5.45	7 yrs	5.45	5.45	
AMERICAN NATIONAL INSURANCE CO. Palladium MYG MAX 7 MVA <i>Low Band</i>	A	90	5,000	10 yrs	0% / 0%	07/01/2025	5.35	7 yrs	5.35	5.35	

# MYGA Products

www.fmiAgent.com

Carrier / Product Name	AM Best	Max Issue Age	Min Premium	SC Years	Free Withdrawal Yr 1   Yr 2+	Last Change	Current Rate	Years Rate GTD	Base Rate	GTD Yield Surrender	Premium Bonus
SYMETRA LIFE INSURANCE COMPANY Symetra Select Max 7 MVA <i>Mid Band</i>	A	85	100,000	7 yrs	Int / Int	06/18/2025	5.35	7 yrs	5.35	5.35	
SYMETRA LIFE INSURANCE COMPANY Symetra Select Max 7 MVA <i>High Band</i>	A	85	250,000	7 yrs	Int / Int	06/18/2025	5.35	7 yrs	5.35	5.35	
ATHENE IA Athene Max Rate 7 MVA <i>High Band</i>	A+	83	100,000	7 yrs	Int / Int	06/03/2025	5.30	7 yrs	5.30	5.30	
AMERICAN NATIONAL INSURANCE CO. Palladium MYG Annuity 7 MVA <i>Mid Band</i>	A	90	100,000	10 yrs ↻	10% / 10%	07/01/2025	5.30	7 yrs ↻	5.30	5.30	
ATHENE IA Athene Max Rate 7 (state specific) MVA <i>High Band</i>	A+	83	100,000	7 yrs	Int / Int	06/03/2025	5.25	7 yrs	5.25	5.25	
LINCOLN FINANCIAL Lincoln MYGuarantee Plus 7 MVA <i>High Band</i>	A	85	100,000	7 yrs	10% / 10%	06/18/2025	5.25	7 yrs	5.25	5.25	
AMERICAN NATIONAL INSURANCE CO. Palladium MYG Annuity 7 MVA <i>Low Band</i>	A	90	5,000	10 yrs ↻	10% / 10%	07/01/2025	5.20	7 yrs ↻	5.20	5.20	
PROTECTIVE LIFE Secure Saver 7 MVA <i>High Band</i>	A+	85	75,000	7 yrs	10% / 10%	07/01/2025 ↻ 07/08/2025	5.20 5.20	7 yrs	0.00 5.20 ↻ 5.20	5.20 5.20	
GLOBAL ATLANTIC FINANCIAL GROUP SecureFore 7 <i>High Band</i>	A	85	100,000	7 yrs	10% / 10%	04/28/2025	5.20	7 yrs	5.20	5.20	
MUTUAL OF OMAHA Ultra Premier 7 MVA	A+	88	25,000	7 yrs ↻	10% / 10%	07/07/2025	5.15	7 yrs ↻	5.15	5.15	
ATHENE IA Athene Max Rate 7 MVA <i>Low Band</i>	A+	83	10,000	7 yrs	Int / Int	06/03/2025	5.05	7 yrs	5.05	5.05	
NORTH AMERICAN COMPANY NAC Guarantee Plus 7 MVA <i>High Band</i>	A+	90	100,000	7 yrs ↻	0% / Int	05/15/2025	5.05	7 yrs ↻	5.05	5.05	
SYMETRA LIFE INSURANCE COMPANY Symetra Select Max 7 MVA <i>Low Band</i>	A	85	10,000	7 yrs	Int / Int	06/18/2025	5.05	7 yrs	5.05	5.05	
SYMETRA LIFE INSURANCE COMPANY Symetra Select Max 7 MVA <i>Mid Band</i>	A	85	50,000	7 yrs	Int / Int	06/18/2025	5.05	7 yrs	5.05	5.05	
ATHENE IA Athene Max Rate 7 (state specific) MVA <i>Low Band</i>	A+	83	10,000	7 yrs	Int / Int	06/03/2025	5.00	7 yrs	5.00	5.00	
GLOBAL ATLANTIC FINANCIAL GROUP SecureFore 7 <i>Low Band</i>	A	85	10,000	7 yrs	10% / 10%	04/28/2025	5.00	7 yrs	5.00	5.00	
SECURIAN FINANCIAL SecureOption Choice 7 MVA <i>High Band</i>	A+	90	500,000	7 yrs	0% / 10%	07/01/2025	5.00	7 yrs	5.00	5.00	

# MYGA Products

www.fmiAgent.com

Carrier / Product Name	AM Best	Max Issue Age	Min Premium	SC Years	Free Withdrawal Yr 1   Yr 2+	Last Change	Current Rate	Years Rate GTD	Base Rate	GTD Yield Surrender	Premium Bonus
SYMETRA LIFE INSURANCE COMPANY Symetra Select Pro 7 Mid Band	A	85	100,000	7 yrs	15% / 15%	06/18/2025	5.00	7 yrs	5.00	5.00	
SYMETRA LIFE INSURANCE COMPANY Symetra Select Pro 7 High Band	A	85	250,000	7 yrs	15% / 15%	06/18/2025	5.00	7 yrs	5.00	5.00	
SECURIAN FINANCIAL SecureOption Choice 7 CA High Band	A+	90	500,000	7 yrs	10% / 10%	07/01/2025	4.90	7 yrs	4.90	4.90	
SYMETRA LIFE INSURANCE COMPANY Symetra Select Pro 7 GROF ROP Mid Band	A	90	100,000	7 yrs	15% / 15%	06/18/2025	4.90	7 yrs	4.90	4.90	
SYMETRA LIFE INSURANCE COMPANY Symetra Select Pro 7 GROF ROP High Band	A	90	250,000	7 yrs	15% / 15%	06/18/2025	4.90	7 yrs	4.90	4.90	
PROTECTIVE LIFE Secure Saver 7 MVA Mid Band	A+	85	25,000	7 yrs	10% / 10%	07/01/2025 ↩ 07/08/2025	4.85 4.85	7 yrs	0.00 4.85 4.85	4.85 4.85	
SECURIAN FINANCIAL SecureOption Choice 7 MVA Mid Band	A+	90	100,000	7 yrs	0% / 10%	07/01/2025	4.85	7 yrs	4.85	4.85	
NORTH AMERICAN COMPANY NAC Guarantee Plus 7 MVA Low Band	A+	90	20,000	7 yrs ↻	0% / Int	05/15/2025	4.75	7 yrs ↻	4.75	4.75	
SECURIAN FINANCIAL SecureOption Choice 7 CA Mid Band	A+	90	100,000	7 yrs	10% / 10%	07/01/2025	4.75	7 yrs	4.75	4.75	
SECURIAN FINANCIAL SecureOption Choice 7 MVA Low Band	A+	90	25,000	7 yrs	0% / 10%	07/01/2025	4.70	7 yrs	4.70	4.70	
SYMETRA LIFE INSURANCE COMPANY Symetra Select Pro 7 Low Band	A	85	10,000	7 yrs	15% / 15%	06/18/2025	4.70	7 yrs	4.70	4.70	
SYMETRA LIFE INSURANCE COMPANY Symetra Select Pro 7 Mid Band	A	85	50,000	7 yrs	15% / 15%	06/18/2025	4.70	7 yrs	4.70	4.70	
SECURIAN FINANCIAL SecureOption Choice 7 CA Low Band	A+	90	25,000	7 yrs	10% / 10%	07/01/2025	4.60	7 yrs	4.60	4.60	
MUTUAL OF OMAHA Ultra - Secure Plus 7 MVA, ROP High Band	A+	88	50,000	7 yrs ↻	10% / 10%	07/07/2025	4.55	7 yrs ↻	4.55	4.55	
SYMETRA LIFE INSURANCE COMPANY Symetra Select Pro 7 GROF ROP Mid Band	A	90	50,000	7 yrs	15% / 15%	06/18/2025	4.50	7 yrs	4.50	4.50	
AMERICAN GENERAL LIFE INS. CO. American Pathway VisionMYG 7 MVA High Band	A	85	100,000	10 yrs ↻	0% / 15%	07/01/2025	4.40	7 yrs ↻	4.40	4.40	
MUTUAL OF OMAHA Ultra - Secure Plus 7 MVA, ROP Low Band	A+	88	5,000	7 yrs ↻	10% / 10%	07/07/2025	4.40	7 yrs ↻	4.40	4.40	







# MYGA Products

www.fmiAgent.com

Carrier / Product Name	AM Best	Max Issue Age	Min Premium	SC Years	Free Withdrawal Yr 1   Yr 2+	Last Change	Current Rate	Years Rate GTD	Base Rate	GTD Yield Surrender	Premium Bonus
SYMETRA LIFE INSURANCE COMPANY Symetra Select Pro 7 GROF ROP <i>Low Band</i>	A	90	10,000	7 yrs	15% / 15%	06/18/2025	4.25	7 yrs	4.25	4.25	
PROTECTIVE LIFE Secure Saver 7 MVA <i>Low Band</i>	A+	85	10,000	7 yrs	10% / 10%	07/01/2025 ↪ 07/08/2025	4.10 4.10	7 yrs	4.10 0.00 4.10	4.10 4.10	
AMERICAN GENERAL LIFE INS. CO. American Pathway VisionMYG 7 MVA <i>Low Band</i>	A	85	25,000	10 yrs ↻	0% / 15%	07/01/2025	4.05	7 yrs ↻	4.05	4.05	
SECURIAN FINANCIAL SecureOption Focus 7 (ROP) ROP <i>High Band</i>	A+	88	100,000	7 yrs	10% / 10%	07/01/2025	3.75	7 yrs	3.75	3.75	
LINCOLN FINANCIAL Lincoln MYGuarantee Plus 7 MVA <i>Low Band</i>	A	85	10,000	7 yrs	10% / 10%	06/18/2025	3.65	7 yrs	3.65	3.65	
SECURIAN FINANCIAL SecureOption Focus 7 (ROP) ROP <i>Mid Band</i>	A+	88	35,000	7 yrs	10% / 10%	07/01/2025	3.65	7 yrs	3.65	3.65	
SECURIAN FINANCIAL SecureOption Focus 7 (ROP) ROP <i>Low Band</i>	A+	88	10,000	7 yrs	10% / 10%	07/01/2025	3.45	7 yrs	3.45	3.45	
Rate Guaranteed 8-Years											
AMERICAN NATIONAL INSURANCE CO. Palladium MYG Annuity 8 MVA <i>High Band</i>	A	90	250,000	10 yrs ↻	10% / 10%	07/01/2025	5.30	8 yrs ↻	5.30	5.30	
AMERICAN NATIONAL INSURANCE CO. Palladium MYG Annuity 8 MVA <i>Mid Band</i>	A	90	100,000	10 yrs ↻	10% / 10%	07/01/2025	5.15	8 yrs ↻	5.15	5.15	
AMERICAN NATIONAL INSURANCE CO. Palladium MYG Annuity 8 MVA <i>Low Band</i>	A	90	5,000	10 yrs ↻	10% / 10%	07/01/2025	5.05	8 yrs ↻	5.05	5.05	
Rate Guaranteed 9-Years											
AMERICAN NATIONAL INSURANCE CO. Palladium MYG Annuity 9 MVA <i>High Band</i>	A	90	250,000	10 yrs ↻	10% / 10%	07/01/2025	5.30	9 yrs ↻	5.30	5.30	
AMERICAN NATIONAL INSURANCE CO. Palladium MYG Annuity 9 MVA <i>Mid Band</i>	A	90	100,000	10 yrs ↻	10% / 10%	07/01/2025	5.15	9 yrs ↻	5.15	5.15	
SECURIAN FINANCIAL SecureOption Choice 9 MVA <i>High Band</i>	A+	90	500,000	9 yrs	0% / 10%	07/01/2025	5.10	9 yrs	5.10	5.10	
AMERICAN NATIONAL INSURANCE CO. Palladium MYG Annuity 9 MVA <i>Low Band</i>	A	90	5,000	10 yrs ↻	10% / 10%	07/01/2025	5.05	9 yrs ↻	5.05	5.05	
SECURIAN FINANCIAL SecureOption Choice 9 CA <i>High Band</i>	A+	90	500,000	9 yrs	10% / 10%	07/01/2025	5.00	9 yrs	5.00	5.00	
SECURIAN FINANCIAL SecureOption Choice 9 MVA <i>Mid Band</i>	A+	90	100,000	9 yrs	0% / 10%	07/01/2025	4.95	9 yrs	4.95	4.95	

# MYGA Products

www.fmiAgent.com

Carrier / Product Name	AM Best	Max Issue Age	Min Premium	SC Years	Free Withdrawal Yr 1   Yr 2+	Last Change	Current Rate	Years Rate GTD	Base Rate	GTD Yield Surrender	Premium Bonus
SECURIAN FINANCIAL SecureOption Choice 9 CA <i>Mid Band</i>	A+	90	100,000	9 yrs	10% / 10%	07/01/2025	4.85	9 yrs	4.85	4.85	
SECURIAN FINANCIAL SecureOption Choice 9 MVA <i>Low Band</i>	A+	90	25,000	9 yrs	0% / 10%	07/01/2025	4.80	9 yrs	4.80	4.80	
SECURIAN FINANCIAL SecureOption Choice 9 CA <i>Low Band</i>	A+	90	25,000	9 yrs	10% / 10%	07/01/2025	4.70	9 yrs	4.70	4.70	
Rate Guaranteed 10-Years											
LINCOLN FINANCIAL Lincoln MYGuarantee Plus 10 MVA <i>High Band</i>	A	85	100,000	10 yrs	10% / 10%	06/18/2025	5.50	10 yrs	5.50	5.50	
AMERICAN NATIONAL INSURANCE CO. Palladium MYG MAX 10 MVA <i>High Band</i>	A	90	250,000	10 yrs 	0% / 0%	07/01/2025	5.45	10 yrs 	5.45	5.45	
AMERICAN NATIONAL INSURANCE CO. Palladium MYG Annuity 10 MVA <i>High Band</i>	A	90	250,000	10 yrs	10% / 10%	07/01/2025	5.30	10 yrs	5.30	5.30	
AMERICAN NATIONAL INSURANCE CO. Palladium MYG MAX 10 MVA <i>Mid Band</i>	A	90	100,000	10 yrs 	0% / 0%	07/01/2025	5.30	10 yrs 	5.30	5.30	
AMERICAN NATIONAL INSURANCE CO. Palladium MYG MAX 10 MVA <i>Low Band</i>	A	90	5,000	10 yrs 	0% / 0%	07/01/2025	5.20	10 yrs 	5.20	5.20	
AMERICAN NATIONAL INSURANCE CO. Palladium MYG Annuity 10 MVA <i>Mid Band</i>	A	90	100,000	10 yrs	10% / 10%	07/01/2025	5.15	10 yrs	5.15	5.15	
AMERICAN NATIONAL INSURANCE CO. Palladium MYG Annuity 10 MVA <i>Low Band</i>	A	90	5,000	10 yrs	10% / 10%	07/01/2025	5.05	10 yrs	5.05	5.05	
AMERICAN GENERAL LIFE INS. CO. American Pathway VisionMYG 10 MVA <i>High Band</i>	A	85	100,000	10 yrs	0% / 15%	07/01/2025	4.75	10 yrs	4.75	4.75	
AMERICAN GENERAL LIFE INS. CO. American Pathway VisionMYG 10 MVA <i>Low Band</i>	A	85	25,000	10 yrs	0% / 15%	07/01/2025	4.05	10 yrs	4.05	4.05	
LINCOLN FINANCIAL Lincoln MYGuarantee Plus 10 MVA <i>Low Band</i>	A	85	10,000	10 yrs	10% / 10%	06/18/2025	3.70	10 yrs	3.70	3.70	
AMERICAN GENERAL LIFE INS. CO. Assured Edge Income Achiever MVA	A	80	25,000	10 yrs	10% / 10%	07/01/2025	2.00	10 yrs	2.00	2.00	

# Traditional Fixed Products

www.fmiAgent.com

Carrier / Product Name	AM Best	Max Issue Age	SC Years	Min Premium	Free Withdrawal Yr 1   Yr 2+	Last Change	Years Rate GTD	Base Rate	Bonus Rate	Premium Bonus	CUR Yield Surrender	GTD Yield Surrender
10-Year Surrender Period												
NATIONAL WESTERN LIFE NWL Protector One MVA, LOAN	A-	85	10 yrs	5,000	10% / 10%	03/04/2024	1 yr	1.75	1.00		1.85	1.62
9-Year Surrender Period												
GLOBAL ATLANTIC FINANCIAL GROUP ForeCare Fixed Annuity with LTC Rider MVA <i>High Band</i>	A	80 NQ	9 yrs	200,000	10% / 10%	02/10/2025	1 yr	6.00	0.00		6.00	1.54
GLOBAL ATLANTIC FINANCIAL GROUP ForeCare Fixed Annuity with LTC Rider MVA <i>Low Band</i>	A	80 NQ	9 yrs	35,000 NQ	10% / 10%	02/10/2025	1 yr	5.50	0.00		5.50	1.49
CINCINNATI LIFE FPDA ROP	A+	80	9 yrs	10,000	10% / 10%	06/15/2025	1 yr	5.10	0.00		5.10	3.23
8-Year Surrender Period												
MUTUAL OF OMAHA Bonus Flexible <i>High Band</i>	A+	89	8 yrs	50,000	10% / 10%	07/07/2025	1 yr	4.15	1.00		4.27	0.67
MUTUAL OF OMAHA Bonus Flexible <i>Low Band</i>	A+	89	8 yrs	5,000	10% / 10%	07/07/2025	1 yr	4.00	1.00		4.12	0.66
7-Year Surrender Period												
GLOBAL ATLANTIC FINANCIAL GROUP ForeCare Fixed Annuity with LTC Rider (OH) MVA <i>High Band</i>	A	80 NQ	7 yrs	200,000	10% / 10%	02/10/2025	1 yr	6.00	0.00		6.00	1.70
GLOBAL ATLANTIC FINANCIAL GROUP ForeCare Fixed Annuity with LTC Rider (OH) MVA <i>Low Band</i>	A	80 NQ	7 yrs	35,000 NQ	10% / 10%	02/10/2025	1 yr	5.50	0.00		5.50	1.63
CINCINNATI LIFE SPDA ROP	A+	80	7 yrs	10,000	10% / 10%	06/15/2025	1 yr	5.50	0.00		5.50	3.35
AMERICAN NATIONAL INSURANCE CO. Wealth Quest Citadel 7 Diamond ROP <i>High Band</i>	A	Owner: 85 Annuitant: 95	7 yrs	100,000	10% / 10%	07/01/2025	2 yrs	4.20	2.00		4.48	3.44
AMERICAN NATIONAL INSURANCE CO. Wealth Quest Citadel 7 Diamond ROP <i>Low Band</i>	A	Owner: 85 Annuitant: 95	7 yrs	2,000 QL 5,000 NQ	10% / 10%	07/01/2025	2 yrs	4.10	2.00		4.38	3.41
SECURIAN FINANCIAL SecureOption Focus 3 ROP ROP <i>High Band</i>	A+	88	7 yrs	100,000	10% / 10%	07/01/2025	3 yrs	3.75	0.00		3.75	3.26
SECURIAN FINANCIAL SecureOption Focus 5 ROP ROP <i>High Band</i>	A+	88	7 yrs	100,000	10% / 10%	07/01/2025	5 yrs	3.75	0.00		3.75	3.51
SECURIAN FINANCIAL SecureOption Focus 3 ROP ROP <i>Mid Band</i>	A+	88	7 yrs	35,000	10% / 10%	07/01/2025	3 yrs	3.65	0.00		3.65	3.22

## Traditional Fixed Products

www.fmiAgent.com

Carrier / Product Name	AM Best	Max Issue Age	SC Years	Min Premium	Free Withdrawal Yr 1   Yr 2+	Last Change	Years Rate GTD	Base Rate	Bonus Rate	Premium Bonus	CUR Yield Surrender	GTD Yield Surrender
SECURIAN FINANCIAL SecureOption Focus 5 ROP ROP <i>Mid Band</i>	A+	88	7 yrs	35,000	10% / 10%	07/01/2025	5 yrs	3.65	0.00		3.65	3.44
SECURIAN FINANCIAL SecureOption Focus 1 ROP ROP <i>High Band</i>	A+	88	7 yrs	100,000	10% / 10%	07/01/2025	1 yr	3.50	1.00		3.64	3.13
SECURIAN FINANCIAL SecureOption Focus 1 ROP ROP <i>Mid Band</i>	A+	88	7 yrs	35,000	10% / 10%	07/01/2025	1 yr	3.40	1.00		3.54	3.11
SECURIAN FINANCIAL SecureOption Focus 3 ROP ROP <i>Low Band</i>	A+	88	7 yrs	10,000	10% / 10%	07/01/2025	3 yrs	3.45	0.00		3.45	3.14
SECURIAN FINANCIAL SecureOption Focus 5 ROP ROP <i>Low Band</i>	A+	88	7 yrs	10,000	10% / 10%	07/01/2025	5 yrs	3.45	0.00		3.45	3.29
SECURIAN FINANCIAL SecureOption Focus 1 ROP ROP <i>Low Band</i>	A+	88	7 yrs	10,000	10% / 10%	07/01/2025	1 yr	3.20	1.00		3.34	3.08
5-Year Surrender Period												
AMERICAN NATIONAL INSURANCE CO. Wealth Quest Citadel 5 Diamond ROP <i>High Band</i>	A	85	5 yrs	100,000	10% / 10%	07/01/2025	2 yrs	4.15	1.00		4.35	3.51
AMERICAN NATIONAL INSURANCE CO. Wealth Quest Citadel 5 Diamond ROP <i>Low Band</i>	A	85	5 yrs	5,000	10% / 10%	07/01/2025	2 yrs	4.05	1.00		4.25	3.47

# Fixed Indexed Annuities

www.fmiAgent.com

Carrier / Product Name	AM Best	Max Issue Age	Min Premium	Premium Type	Premium Bonus	Product Fee	Any Annual P-to-P Cap	Base Rate	Free Withdrawal Yr 1   Yr 2+	SC Years	Riders
<b>20-Year Surrender Period</b>											
AMERICAN NATIONAL INSURANCE CO. Rate Certainty Annuity 20 MVA	A	50	5,000 QL 10,000 NQ	Single				3.60 MYG	10% / 10%	20 yrs	
<b>15-Year Surrender Period</b>											
ATHENE IA Athene Performance Elite® 15 MVA	A+	73	10,000	Single	11.00 to 15.00		7.75	4.05	0% / 5%	15 yrs	
ATHENE IA Athene Performance Elite® 15 Plus MVA, ROP, FEE	A+	73	10,000	Single	14.00 to 20.00	0.95	7.75	4.05	10% / 10%	15 yrs	
NATIONAL WESTERN LIFE NWL Ultra Future® LOAN	A-	Owner: 85 Annuitant: 80	2,000 QL 5,000 NQ	FPA	7.75 to 9.00			3.00	0% / 10%	15 yrs	Optional
<b>14-Year Surrender Period</b>											
NORTH AMERICAN COMPANY Charter Plus 14 MVA <i>Low Band</i>	A+	75	20,000	FPA	11.00 to 23.00		7.00	3.10	0% / 10%	14 yrs	
NORTH AMERICAN COMPANY Charter Plus 14 MVA <i>High Band</i>	A+	75	75,000	FPA	15.00 to 27.00		7.00	3.10	0% / 10%	14 yrs	
NORTH AMERICAN COMPANY Charter Plus 14 CA <i>Low Band</i>	A+	52	20,000	FPA	11.00		7.00	3.10	0% / 10%	14 yrs	
NORTH AMERICAN COMPANY Charter Plus 14 CA <i>High Band</i>	A+	52	75,000	FPA	15.00		7.00	3.10	0% / 10%	14 yrs	
<b>13-Year Surrender Period</b>											
NATIONAL WESTERN LIFE NWL Ultra Classic® LOAN	A-	Owner: 85 Annuitant: 80	2,000 QL 5,000 NQ	FPA				4.50	0% / 10%	13 yrs	Optional
<b>10-Year Surrender Period</b>											
AMERICAN GENERAL LIFE INS. CO. Power 10 Protector MVA <i>High Band</i>	A	75	100,000	Single			10.25	5.00	0% / 10%	10 yrs	
AMERICAN NATIONAL INSURANCE CO. Smart Start Accumulator (Conservative Allocation) MVA	A	85	5,000 QL 10,000 NQ	Single				5.00	5% / 5%	10 yrs	
GLOBAL ATLANTIC FINANCIAL GROUP ForeAccumulation II 10 MVA <i>High Band</i>	A	85	100,000	Single			16.00	4.75	10% / 10%	10 yrs	
LINCOLN FINANCIAL Lincoln OptiBlend 10 MVA <i>High Band</i>	A	80	100,000	FPA			10.00	4.75	10% / 10%	10 yrs	
AMERICAN GENERAL LIFE INS. CO. Power 10 Protector MVA <i>Low Band</i>	A	75	25,000	Single			9.25	4.75	0% / 10%	10 yrs	

# Fixed Indexed Annuities

www.fmiAgent.com

Carrier / Product Name	AM Best	Max Issue Age	Min Premium	Premium Type	Premium Bonus	Product Fee	Any Annual P-to-P Cap	Base Rate	Free Withdrawal Yr 1   Yr 2+	SC Years	Riders
GLOBAL ATLANTIC FINANCIAL GROUP ForeAccumulation II 10 MVA <i>Low Band</i>	A	85	25,000	Single			15.75	4.65	10% / 10%	10 yrs	
LINCOLN FINANCIAL Lincoln OptiBlend 10 CA <i>High Band</i>	A	80	100,000	FPA			9.75	4.60	10% / 10%	10 yrs	
LINCOLN FINANCIAL Lincoln OptiBlend 10 MVA <i>Low Band</i>	A	80	10,000	FPA			8.50	4.20	10% / 10%	10 yrs	
AMER. EQUITY INVESTMENT LIFE INS. CO. BalanceShield 10 MVA	A	80	10,000	Single				4.05	0% / 10%	10 yrs	
AMER. EQUITY INVESTMENT LIFE INS. CO. AssetShield 10 MVA	A	80	5,000	FPA			12.00	4.00	Int / 10%	10 yrs	
AMERICAN NATIONAL INSURANCE CO. Smart Start Accumulator Plus (Conservative Allocation) MVA	A	85	5,000 QL 10,000 NQ	Single	14.00 to 20.00			4.00	5% / 5%	10 yrs	
LINCOLN FINANCIAL Lincoln OptiBlend 10 CA <i>Low Band</i>	A	80	10,000	FPA			7.50	3.85	10% / 10%	10 yrs	
SYMETRA LIFE INSURANCE COMPANY Symetra Stride MVA	A	80	25,000	Single			14.00	3.85	0% / 7%	10 yrs	Optional
NORTH AMERICAN COMPANY NAC Control. X MVA	A+	79	20,000	Single			9.25	3.80	0% / 10%	10 yrs	Optional
AMERICAN NATIONAL INSURANCE CO. Smart Start Accumulator (Custom Allocation) MVA	A	85	5,000 QL 10,000 NQ	Single			8.50	3.75	5% / 5%	10 yrs	
MUTUAL OF OMAHA Ultra Advantage 10 MVA  RL	A+	80	10,000	1 Year or Less			8.50	3.75	10% / 10%	10 yrs	
AMERICAN NATIONAL INSURANCE CO. Strategy Indexed Annuity PLUS 10 MVA	A	80	5,000 QL 10,000 NQ	FPA	1.00		8.00	3.50	10% / 10%	10 yrs	Optional
AMERICAN NATIONAL INSURANCE CO. Strategy Indexed Annuity PLUS 10 CA	A	80	5,000 QL 10,000 NQ	FPA	1.00		8.00	3.50	10% / 10%	10 yrs	Optional
MUTUAL OF OMAHA Ultra Advantage 10 With ROP MVA, ROP  RL	A+	80	10,000	1 Year or Less			8.00	3.50	10% / 10%	10 yrs	
NORTH AMERICAN COMPANY NAC Guaranteed Allocation 10 Model Blend A MVA	A+	79	20,000	1 Year or Less			12.00	3.40	10% / 10%	10 yrs	
NORTH AMERICAN COMPANY NAC Guaranteed Allocation 10 Model Blend B MVA	A+	79	20,000	1 Year or Less			9.25	3.40	10% / 10%	10 yrs	
NORTH AMERICAN COMPANY NAC Guaranteed Allocation 10 Model Blend C MVA	A+	79	20,000	1 Year or Less			8.25	3.40	10% / 10%	10 yrs	

# Fixed Indexed Annuities

www.fmiAgent.com

Carrier / Product Name	AM Best	Max Issue Age	Min Premium	Premium Type	Premium Bonus	Product Fee	Any Annual P-to-P Cap	Base Rate	Free Withdrawal Yr 1   Yr 2+	SC Years	Riders
NORTH AMERICAN COMPANY NAC Guaranteed Allocation 10 Model Blend D MVA	A+	79	20,000	1 Year or Less			7.50	3.40	10% / 10%	10 yrs	
NORTH AMERICAN COMPANY NAC VersaChoice 10 MVA <i>High Band</i>	A+	79	75,000	1 Year or Less			9.50	3.40	10% / 10%	10 yrs	
NORTH AMERICAN COMPANY NAC VersaChoice 10 (ELB) MVA, ROP <i>High Band</i>	A+	79	75,000	1 Year or Less			9.50	3.40	10% / 20%	10 yrs	
NATIONAL LIFE GROUP Zenith Growth 10 MVA, LOAN	A+	85	25,000	1 Year or Less			10.50	3.35	0% / 10%	10 yrs	
NATIONAL LIFE GROUP Zenith Income 10 - Max Bonus MVA	A+	75	25,000	1 Year or Less			10.00	3.30	0% / 10%	10 yrs	Included
NATIONAL LIFE GROUP Zenith Income 10 - Split Bonus MVA	A+	75	25,000	1 Year or Less	5.00		10.00	3.30	0% / 10%	10 yrs	Included
ATHENE IA Athene Performance Elite 10 MVA	A+	78	10,000	Single	4.00 to 14.00		6.25	3.25	0% / 5%	10 yrs	
ATHENE IA Athene Performance Elite 10 Plus MVA, ROP, FEE	A+	78	10,000	Single	8.00 to 20.00	0.95	6.25	3.25	10% / 10%	10 yrs	
GLOBAL ATLANTIC FINANCIAL GROUP ForeIncome II 10 With Income Multiplier Benefit MVA <i>Low Band</i>	A	85	25,000	Single			10.00	3.25	10% / 10%	10 yrs	Included
GLOBAL ATLANTIC FINANCIAL GROUP ForeIncome II 10 With Income Multiplier Benefit MVA <i>High Band</i>	A	85	100,000	Single			10.00	3.25	10% / 10%	10 yrs	Included
ATHENE IA Agility 10 MVA	A+	80	10,000	Single			5.75	3.20	10% / 10%	10 yrs	Included
NORTH AMERICAN COMPANY NAC VersaChoice 10 MVA <i>Low Band</i>	A+	79	20,000	1 Year or Less			8.50	3.15	10% / 10%	10 yrs	
NORTH AMERICAN COMPANY NAC VersaChoice 10 (ELB) MVA, ROP <i>Low Band</i>	A+	79	20,000	1 Year or Less			8.50	3.15	10% / 20%	10 yrs	
ATHENE IA Agility 10 CA MVA	A+	80	10,000	Single			5.75	3.00	10% / 10%	10 yrs	Included
ATHENE IA Athene Performance Elite 10 CA MVA	A+	78	10,000	Single	13.00		6.25	3.00	0% / 5%	10 yrs	
ATHENE IA Athene Performance Elite® 10 Plus CA MVA, ROP, FEE	A+	78	10,000	Single	18.00	0.95	6.25	3.00	10% / 10%	10 yrs	
NORTH AMERICAN COMPANY Charter Plus 10 MVA <i>Low Band</i>	A+	79	20,000	FPA	9.00 to 18.00		6.50	3.00	0% / 10%	10 yrs	

# Fixed Indexed Annuities

www.fmiAgent.com

Carrier / Product Name	AM Best	Max Issue Age	Min Premium	Premium Type	Premium Bonus	Product Fee	Any Annual P-to-P Cap	Base Rate	Free Withdrawal Yr 1   Yr 2+	SC Years	Riders
NORTH AMERICAN COMPANY Charter Plus 10 MVA <i>High Band</i>	A+	79	75,000	FPA	12.00 to 21.00		6.50	3.00	0% / 10%	10 yrs	
NORTH AMERICAN COMPANY Charter Plus 10 (State Variations) <i>Low Band</i>	A+	79	20,000	FPA	9.00 to 18.00		6.25	3.00	0% / 10%	10 yrs	
NORTH AMERICAN COMPANY Charter Plus 10 (State Variations) <i>High Band</i>	A+	79	75,000	FPA	12.00 to 21.00		6.25	3.00	0% / 10%	10 yrs	
NORTH AMERICAN COMPANY Charter Plus 10 CA <i>Low Band</i>	A+	79	20,000	FPA	17.00		6.25	3.00	0% / 10%	10 yrs	
NORTH AMERICAN COMPANY Charter Plus 10 CA <i>High Band</i>	A+	79	75,000	FPA	20.00		6.25	3.00	0% / 10%	10 yrs	
NATIONAL LIFE GROUP Flex Secure Growth 10 MVA, LOAN	A+	85	5,000	FPA			9.00	3.00	0% / 10%	10 yrs	
NATIONAL LIFE GROUP Flex Select Income Max Bonus MVA	A+	75	5,000	FPA			9.00	3.00	0% / 10%	10 yrs	Included
NATIONAL LIFE GROUP Flex Select Income Split Bonus MVA	A+	75	5,000	FPA	5.00		9.00	3.00	0% / 10%	10 yrs	Included
GLOBAL ATLANTIC FINANCIAL GROUP ForeAccumulation II 10 With Premium Enhancement Rider <i>MVA High Band</i>	A	85	100,000	Single	14.00		13.00	3.00	10% / 10%	10 yrs	
NATIONAL WESTERN LIFE NWL IMPACT 10® LOAN	A-	Owner: 85 Annuitant: 80	2,000 QL 5,000 NQ	FPA	7.00			3.00	0% / 10%	10 yrs	Optional
AMERICAN NATIONAL INSURANCE CO. Smart Start Accumulator Plus (Custom Allocation) MVA	A	85	5,000 QL 10,000 NQ	Single	14.00 to 20.00		5.50	3.00	5% / 5%	10 yrs	
GLOBAL ATLANTIC FINANCIAL GROUP ForeAccumulation II 10 With Premium Enhancement Rider <i>MVA Low Band</i>	A	85	25,000	Single	14.00		12.75	2.90	10% / 10%	10 yrs	
GLOBAL ATLANTIC FINANCIAL GROUP ForeIncome II 10 With Guaranteed Income Builder MVA <i>Low Band</i>	A	85	25,000	Single			9.00	2.90	10% / 10%	10 yrs	Included
GLOBAL ATLANTIC FINANCIAL GROUP ForeIncome II 10 With Guaranteed Income Builder MVA <i>High Band</i>	A	85	100,000	Single			9.00	2.90	10% / 10%	10 yrs	Included
ATHENE IA Ascent Pro 10 Bonus MVA	A+	80	10,000	Single	10.00		5.50	2.85	10% / 10%	10 yrs	Multiple
ATHENE IA Ascent Pro 10 Bonus (FL) MVA	A+	80	10,000	Single	10.00		5.50	2.85	10% / 10%	10 yrs	Multiple

# Fixed Indexed Annuities

www.fmiAgent.com

Carrier / Product Name	AM Best	Max Issue Age	Min Premium	Premium Type	Premium Bonus	Product Fee	Any Annual P-to-P Cap	Base Rate	Free Withdrawal Yr 1   Yr 2+	SC Years	Riders
ATHENE IA Ascent Pro 10 Bonus (State Variations) MVA	A+	80	10,000	Single	10.00		5.50	2.85	10% / 10%	10 yrs	Multiple
AMERICAN GENERAL LIFE INS. CO. Power 10 Protector Plus Income MVA <i>High Band</i>	A	75	100,000	Single			5.25	2.85	0% / 10%	10 yrs	Included
AMERICAN GENERAL LIFE INS. CO. Power 10 Protector Plus Income MVA <i>Low Band</i>	A	75	25,000	Single			4.25	2.60	0% / 10%	10 yrs	Included
NATIONAL LIFE GROUP Growth Driver 10 MVA, LOAN	A+	75	25,000	1 Year or Less	10.00		7.50	2.55	0% / 10%	10 yrs	
GLOBAL ATLANTIC FINANCIAL GROUP Income 150+ SE 10 MVA <i>High Band</i>	A	85	100,000	Single			6.00	2.50	10% / 10%	10 yrs	Optional
NORTH AMERICAN COMPANY Income Pay Pro 10 MVA	A+	79	20,000	1 Year or Less			5.00	2.50	10% / 10%	10 yrs	Optional
NATIONAL LIFE GROUP Income Driver 10 MVA	A+	85	25,000	1 Year or Less			8.00	2.40	0% / 10%	10 yrs	Optional
NORTH AMERICAN COMPANY BenefitSolutions 10 MVA	A+	79	20,000	Single			5.00	2.30	0% / 5%	10 yrs	Included
GLOBAL ATLANTIC FINANCIAL GROUP Income 150+ SE 10 MVA <i>Low Band</i>	A	85	10,000	Single			5.75	2.25	10% / 10%	10 yrs	Optional
NATIONAL LIFE GROUP Flex Secure Growth 10 Bonus MVA, LOAN	A+	75	5,000	FPA	5.00		7.50	2.20	0% / 10%	10 yrs	
AMER. EQUITY INVESTMENT LIFE INS. CO. IncomeShield 10 MVA	A	80	5,000	FPA	10.00		8.00	2.10	Int / 10%	10 yrs	
AMER. EQUITY INVESTMENT LIFE INS. CO. AssetShield Bonus 10 MVA	A	80	5,000	FPA	16.00 to 23.00		6.00	2.00	Int / 10%	10 yrs	
AMER. EQUITY INVESTMENT LIFE INS. CO. EstateShield 10 MVA	A	75	5,000	1 Year or Less			4.25	2.00	0% / 10%	10 yrs	Multiple
AMER. EQUITY INVESTMENT LIFE INS. CO. IncomeShield 10 with a LIBR MVA	A	80	5,000	FPA	10.00		7.50	2.00	Int / 10%	10 yrs	Included
GLOBAL ATLANTIC FINANCIAL GROUP ForeAccumulation II 10 With Growth Accelerator Rider MVA <i>Low Band</i>	A	85	25,000	Single					10% / 10%	10 yrs	
GLOBAL ATLANTIC FINANCIAL GROUP ForeAccumulation II 10 With Growth Accelerator Rider MVA <i>High Band</i>	A	85	100,000	Single					10% / 10%	10 yrs	
AMERICAN NATIONAL INSURANCE CO. Rate Certainty Annuity 10 MVA	A	85	5,000 QL 10,000 NQ	Single				3.85 MYG	10% / 10%	10 yrs	

# Fixed Indexed Annuities

www.fmiAgent.com

Carrier / Product Name	AM Best	Max Issue Age	Min Premium	Premium Type	Premium Bonus	Product Fee	Any Annual P-to-P Cap	Base Rate	Free Withdrawal Yr 1   Yr 2+	SC Years	Riders
AMERICAN NATIONAL INSURANCE CO. Smart Start Accumulator (Aggressive Allocation) MVA	A	85	5,000 QL 10,000 NQ	Single					5% / 5%	10 yrs	
AMERICAN NATIONAL INSURANCE CO. Smart Start Accumulator (Moderate Allocation) MVA	A	85	5,000 QL 10,000 NQ	Single			11.50		5% / 5%	10 yrs	
AMERICAN NATIONAL INSURANCE CO. Smart Start Accumulator Plus (Aggressive Allocation) MVA	A	85	5,000 QL 10,000 NQ	Single	14.00 to 20.00				5% / 5%	10 yrs	
AMERICAN NATIONAL INSURANCE CO. Smart Start Accumulator Plus (Moderate Allocation) MVA	A	85	5,000 QL 10,000 NQ	Single	14.00 to 20.00		7.00		5% / 5%	10 yrs	
9-Year Surrender Period											
AMER. EQUITY INVESTMENT LIFE INS. CO. AssetShield 9 CA MVA	A	80	5,000	FPA			12.00	4.00	Int / 10%	9 yrs	
NATIONAL WESTERN LIFE NWL Ultra Future® - State Variation LOAN	A-	Owner: 85 Annuitant: 80	2,000 QL 5,000 NQ	FPA	2.00			3.15	10% / 10%	9 yrs	Optional
NATIONAL WESTERN LIFE NWL Ultra Value® LOAN	A-	Owner: 85 Annuitant: 80	2,000 QL 5,000 NQ	FPA	2.00			3.15	10% / 10%	9 yrs	Optional
AMER. EQUITY INVESTMENT LIFE INS. CO. California IncomeShield 9 MVA	A	80	5,000	FPA	10.00		8.00	2.10	Int / 10%	9 yrs	
AMER. EQUITY INVESTMENT LIFE INS. CO. AssetShield 9 Bonus CA MVA	A	80	5,000	FPA	16.00		6.00	2.00	Int / 10%	9 yrs	
AMER. EQUITY INVESTMENT LIFE INS. CO. California IncomeShield 9 w/ LIBR MVA	A	80	5,000	FPA	10.00		7.50	2.00	Int / 10%	9 yrs	Included
AMER. EQUITY INVESTMENT LIFE INS. CO. EstateShield 9 CA MVA	A	75	5,000	1 Year or Less			4.25	2.00	0% / 10%	9 yrs	Multiple
8-Year Surrender Period											
NORTH AMERICAN COMPANY Performance Choice 8 MVA	A+	85	20,000	FPA			8.25	3.35	0% / 10%	8 yrs	
7-Year Surrender Period											
AMERICAN GENERAL LIFE INS. CO. Power 7 Protector MVA High Band	A	85	100,000	Single			10.25	4.95	0% / 10%	7 yrs	
AMERICAN GENERAL LIFE INS. CO. Power 7 Protector MVA Low Band	A	85	25,000	Single			9.25	4.70	0% / 10%	7 yrs	
LINCOLN FINANCIAL Lincoln OptiBlend 7 MVA High Band	A	85	100,000	FPA			9.75	4.65	10% / 10%	7 yrs	

# Fixed Indexed Annuities

www.fmiAgent.com

Carrier / Product Name	AM Best	Max Issue Age	Min Premium	Premium Type	Premium Bonus	Product Fee	Any Annual P-to-P Cap	Base Rate	Free Withdrawal Yr 1   Yr 2+	SC Years	Riders
ATHENE IA Athene Performance Elite 7 MVA	A+	83	10,000	Single			8.75	4.55	10% / 10%	7 yrs	
ATHENE IA Athene Performance Elite 7 Plus MVA, ROP, FEE	A+	83	10,000	Single	5.00 to 6.00	0.95	8.75	4.55	10% / 10%	7 yrs	
GLOBAL ATLANTIC FINANCIAL GROUP ForeAccumulation II 7 MVA High Band	A	85	100,000	Single			16.00	4.50	10% / 10%	7 yrs	
GLOBAL ATLANTIC FINANCIAL GROUP ForeAccumulation II 7 MVA Low Band	A	85	25,000	Single			15.75	4.40	10% / 10%	7 yrs	
SYMETRA LIFE INSURANCE COMPANY Symetra Edge Elite 7 MVA High Band	A	85	100,000	Single			18.00	4.40	10% / 10%	7 yrs	
LINCOLN FINANCIAL Lincoln OptiBlend 7 CA High Band	A	85	100,000	FPA			9.25	4.35	10% / 10%	7 yrs	
SYMETRA LIFE INSURANCE COMPANY Symetra Edge Elite 7 MVA Low Band	A	85	25,000	Single			16.00	4.25	10% / 10%	7 yrs	
LINCOLN FINANCIAL Lincoln OptiBlend 7 MVA Low Band	A	85	10,000	FPA			8.25	4.20	10% / 10%	7 yrs	
AMER. EQUITY INVESTMENT LIFE INS. CO. AssetShield 7 MVA	A	85	5,000	FPA			11.00	4.00	Int / 10%	7 yrs	
LINCOLN FINANCIAL Lincoln OptiBlend 7 CA Low Band	A	85	10,000	FPA			7.25	3.75	10% / 10%	7 yrs	
MUTUAL OF OMAHA Ultra Advantage 7 MVA RL	A+	85	10,000	1 Year or Less			8.75	3.75	10% / 10%	7 yrs	
MUTUAL OF OMAHA Ultra Advantage 7 With ROP MVA, ROP RL	A+	85	10,000	1 Year or Less			8.25	3.50	10% / 10%	7 yrs	
NORTH AMERICAN COMPANY NAC Guaranteed Allocation 7 Model Blend A MVA	A+	85	20,000	1 Year or Less			11.50	3.30	10% / 10%	7 yrs	
NORTH AMERICAN COMPANY NAC Guaranteed Allocation 7 Model Blend B MVA	A+	85	20,000	1 Year or Less			8.75	3.30	10% / 10%	7 yrs	
NORTH AMERICAN COMPANY NAC Guaranteed Allocation 7 Model Blend C MVA	A+	85	20,000	1 Year or Less			7.50	3.30	10% / 10%	7 yrs	
NORTH AMERICAN COMPANY NAC Guaranteed Allocation 7 Model Blend D MVA	A+	85	20,000	1 Year or Less			7.00	3.30	10% / 10%	7 yrs	
GLOBAL ATLANTIC FINANCIAL GROUP ForeIncome II 7 With Income Multiplier Benefit MVA Low Band	A	85	25,000	Single			10.00	3.25	10% / 10%	7 yrs	Included

# Fixed Indexed Annuities

www.fmiAgent.com

Carrier / Product Name	AM Best	Max Issue Age	Min Premium	Premium Type	Premium Bonus	Product Fee	Any Annual P-to-P Cap	Base Rate	Free Withdrawal Yr 1   Yr 2+	SC Years	Riders
GLOBAL ATLANTIC FINANCIAL GROUP ForeIncome II 7 With Income Multiplier Benefit MVA <i>High Band</i>	A	85	100,000	Single			10.00	3.25	10% / 10%	7 yrs	Included
NATIONAL LIFE GROUP Zenith Growth 7 MVA, LOAN	A+	85	25,000	1 Year or Less			10.25	3.25	0% / 10%	7 yrs	
NATIONAL LIFE GROUP Zenith Income 7 - Max Bonus MVA	A+	75	25,000	1 Year or Less			9.75	3.20	0% / 10%	7 yrs	Included
NATIONAL LIFE GROUP Zenith Income 7 - Split Bonus MVA	A+	75	25,000	1 Year or Less	5.00		9.75	3.20	0% / 10%	7 yrs	Included
NATIONAL WESTERN LIFE NWL IMPACT 7® LOAN	A-	Owner: 85 Annuitant: 80	2,000 QL 5,000 NQ	FPA	5.00			3.15	0% / 10%	7 yrs	Optional
NATIONAL WESTERN LIFE NWL IMPACT 7S® LOAN	A-	Owner: 85 Annuitant: 80	2,000 QL 5,000 NQ	FPA	5.00			3.15	0% / 10%	7 yrs	Optional
PROTECTIVE LIFE Protective Income Builder MVA <i>High Band</i>	A+	85	100,000	1 Year or Less			0.00 6.00 ↔↔↔ 6.00	0.00 3.15 ↔↔↔ 3.15	10% / 10%	7 yrs	Included
SYMETRA LIFE INSURANCE COMPANY Symetra Income Edge MVA <i>High Band</i>	A	85	100,000	Single			16.00	3.15	10% / 10%	7 yrs	Included
ATHENE IA Agility 7 MVA	A+	83	10,000	Single			5.50	3.00	10% / 10%	7 yrs	Included
ATHENE IA Agility 7 CA MVA	A+	83	10,000	Single			5.50	3.00	10% / 10%	7 yrs	Included
ATHENE IA Athene Performance Elite® 7 CA MVA	A+	83	10,000	Single			8.75	3.00	10% / 10%	7 yrs	
ATHENE IA Athene Performance Elite® 7 Plus CA MVA, ROP, FEE	A+	83	10,000	Single	5.00	0.95	8.75	3.00	10% / 10%	7 yrs	
PROTECTIVE LIFE Protective Income Builder MVA <i>Low Band</i>	A+	85	25,000	1 Year or Less			0.00 5.70 ↔↔↔ 5.70	0.00 3.00 ↔↔↔ 3.00	10% / 10%	7 yrs	Included
AMERICAN NATIONAL INSURANCE CO. Strategy Indexed Annuity PLUS 7 MVA	A	80	5,000 QL 10,000 NQ	FPA	11.00		6.15	3.00	10% / 10%	7 yrs	Optional
AMERICAN NATIONAL INSURANCE CO. Strategy Indexed Annuity PLUS 7 CA MVA	A	80	5,000 QL 10,000 NQ	FPA	11.00		6.15	3.00	10% / 10%	7 yrs	Optional
SYMETRA LIFE INSURANCE COMPANY Symetra Income Edge MVA <i>Low Band</i>	A	85	10,000	Single			15.75	3.00	10% / 10%	7 yrs	Included

# Fixed Indexed Annuities

www.fmiAgent.com

Carrier / Product Name	AM Best	Max Issue Age	Min Premium	Premium Type	Premium Bonus	Product Fee	Any Annual P-to-P Cap	Base Rate	Free Withdrawal Yr 1   Yr 2+	SC Years	Riders
NATIONAL LIFE GROUP Flex Secure Growth 7 MVA	A+	85	5,000	FPA			8.75	2.90	0% / 10%	7 yrs	
GLOBAL ATLANTIC FINANCIAL GROUP ForeIncome II 7 With Guaranteed Income Builder MVA <i>Low Band</i>	A	85	25,000	Single			9.00	2.90	10% / 10%	7 yrs	Included
GLOBAL ATLANTIC FINANCIAL GROUP ForeIncome II 7 With Guaranteed Income Builder MVA <i>High Band</i>	A	85	100,000	Single			9.00	2.90	10% / 10%	7 yrs	Included
AMERICAN GENERAL LIFE INS. CO. Power 7 Protector Plus Income MVA <i>High Band</i>	A	80	100,000	Single			5.00	2.60	0% / 10%	7 yrs	Included
NATIONAL LIFE GROUP Growth Driver 7 MVA, LOAN	A+	75	25,000	1 Year or Less	7.00		7.00	2.50	0% / 10%	7 yrs	
GLOBAL ATLANTIC FINANCIAL GROUP Income 150+ SE 7 MVA <i>High Band</i>	A	85	100,000	Single			6.00	2.50	10% / 10%	7 yrs	Optional
AMERICAN GENERAL LIFE INS. CO. Power 7 Protector Plus Income MVA <i>Low Band</i>	A	80	25,000	Single			4.00	2.35	0% / 10%	7 yrs	Included
NATIONAL LIFE GROUP Income Driver 7 MVA, LOAN	A+	85	25,000	1 Year or Less			7.75	2.30	0% / 10%	7 yrs	Optional
GLOBAL ATLANTIC FINANCIAL GROUP Income 150+ SE 7 MVA <i>Low Band</i>	A	85	10,000	Single			5.75	2.25	10% / 10%	7 yrs	Optional
AMER. EQUITY INVESTMENT LIFE INS. CO. California IncomeShield 7 MVA	A	80	5,000	FPA			4.50	1.70	Int / 10%	7 yrs	Included
AMER. EQUITY INVESTMENT LIFE INS. CO. IncomeShield 7 MVA	A	80	5,000	FPA			4.50	1.70	Int / 10%	7 yrs	Included
ATHENE IA AccuMax 7 MVA <i>Low Band</i>	A+	83	10,000	Single				3.45 MYG	10% / 10%	7 yrs	
ATHENE IA AccuMax 7 MVA <i>High Band</i>	A+	83	100,000	Single				3.75 MYG	10% / 10%	7 yrs	
GLOBAL ATLANTIC FINANCIAL GROUP ForeAccumulation II 7 With Growth Accelerator Rider MVA <i>Low Band</i>	A	85	25,000	Single					10% / 10%	7 yrs	
GLOBAL ATLANTIC FINANCIAL GROUP ForeAccumulation II 7 With Growth Accelerator Rider MVA <i>High Band</i>	A	85	100,000	Single					10% / 10%	7 yrs	
AMERICAN NATIONAL INSURANCE CO. Rate Certainty Annuity 7 MVA	A	85	5,000 QL 10,000 NQ	Single				3.85 MYG	10% / 10%	7 yrs	

# Fixed Indexed Annuities

www.fmiAgent.com

Carrier / Product Name	AM Best	Max Issue Age	Min Premium	Premium Type	Premium Bonus	Product Fee	Any Annual P-to-P Cap	Base Rate	Free Withdrawal Yr 1   Yr 2+	SC Years	Riders
5-Year Surrender Period											
AMERICAN GENERAL LIFE INS. CO. Power 5 Protector MVA <i>High Band</i>	A	85	100,000	Single			10.25	4.90	0% / 10%	5 yrs	
AMERICAN GENERAL LIFE INS. CO. Power 5 Protector MVA <i>Low Band</i>	A	85	25,000	Single			9.25	4.65	0% / 10%	5 yrs	
GLOBAL ATLANTIC FINANCIAL GROUP ForeAccumulation II 5 MVA <i>High Band</i>	A	85	100,000	Single			16.00	4.45	10% / 10%	5 yrs	
SYMETRA LIFE INSURANCE COMPANY Symetra Edge Elite 5 MVA <i>High Band</i>	A	85	100,000	Single			18.00	4.40	10% / 10%	5 yrs	
GLOBAL ATLANTIC FINANCIAL GROUP ForeAccumulation II 5 MVA <i>Low Band</i>	A	85	25,000	Single			15.75	4.35	10% / 10%	5 yrs	
LINCOLN FINANCIAL Lincoln OptiBlend 5 MVA <i>High Band</i>	A	85	100,000	FPA			8.50	4.30	10% / 10%	5 yrs	
SYMETRA LIFE INSURANCE COMPANY Symetra Edge Elite 5 MVA <i>Low Band</i>	A	85	25,000	Single			16.00	4.25	10% / 10%	5 yrs	
LINCOLN FINANCIAL Lincoln OptiBlend 5 CA <i>High Band</i>	A	85	100,000	FPA			8.50	4.00	10% / 10%	5 yrs	
AMER. EQUITY INVESTMENT LIFE INS. CO. AssetShield 5 MVA	A	85	5,000	FPA			10.00	3.75	Int / 10%	5 yrs	
MUTUAL OF OMAHA Ultra Advantage 5 MVA  RL	A+	85	10,000	1 Year or Less			9.00	3.75	10% / 10%	5 yrs	
LINCOLN FINANCIAL Lincoln OptiBlend 5 MVA <i>Low Band</i>	A	85	10,000	FPA			7.50	3.55	10% / 10%	5 yrs	
MUTUAL OF OMAHA Ultra Advantage 5 With ROP MVA, ROP  RL	A+	85	10,000	1 Year or Less			8.50	3.50	10% / 10%	5 yrs	
LINCOLN FINANCIAL Lincoln Set 5 II CA <i>High Band</i>	A	85	100,000	FPA				3.25	10% / 10%	5 yrs	
NORTH AMERICAN COMPANY NAC Guaranteed Allocation 5 Model Blend A MVA	A+	89	20,000	1 Year or Less			11.00	3.20	10% / 10%	5 yrs	
NORTH AMERICAN COMPANY NAC Guaranteed Allocation 5 Model Blend B MVA	A+	89	20,000	1 Year or Less			8.50	3.20	10% / 10%	5 yrs	
NORTH AMERICAN COMPANY NAC Guaranteed Allocation 5 Model Blend C MVA	A+	89	20,000	1 Year or Less			7.25	3.20	10% / 10%	5 yrs	
NORTH AMERICAN COMPANY NAC Guaranteed Allocation 5 Model Blend D MVA	A+	89	20,000	1 Year or Less			6.75	3.20	10% / 10%	5 yrs	

# Fixed Indexed Annuities

www.fmiAgent.com

Carrier / Product Name	AM Best	Max Issue Age	Min Premium	Premium Type	Premium Bonus	Product Fee	Any Annual P-to-P Cap	Base Rate	Free Withdrawal Yr 1   Yr 2+	SC Years	Riders
NATIONAL LIFE GROUP Zenith Growth 5 MVA, LOAN	A+	85	25,000	1 Year or Less			9.25	3.10	0% / 10%	5 yrs	
GLOBAL ATLANTIC FINANCIAL GROUP ForeIncome II 5 With Income Multiplier Benefit MVA <i>Low Band</i>	A	85	25,000	Single			9.00	3.00	10% / 10%	5 yrs	Included
GLOBAL ATLANTIC FINANCIAL GROUP ForeIncome II 5 With Income Multiplier Benefit MVA <i>High Band</i>	A	85	100,000	Single			9.00	3.00	10% / 10%	5 yrs	Included
LINCOLN FINANCIAL Lincoln OptiBlend 5 CA <i>Low Band</i>	A	85	10,000	FPA			7.50	3.00	10% / 10%	5 yrs	
LINCOLN FINANCIAL Lincoln Set 5 II CA <i>Low Band</i>	A	85	10,000	FPA				3.00	10% / 10%	5 yrs	
NATIONAL LIFE GROUP Flex Secure Growth 5 MVA, LOAN	A+	85	5,000	FPA			8.50	2.80	0% / 10%	5 yrs	
GLOBAL ATLANTIC FINANCIAL GROUP ForeIncome II 5 With Guaranteed Income Builder MVA <i>Low Band</i>	A	85	25,000	Single			8.00	2.65	10% / 10%	5 yrs	Included
GLOBAL ATLANTIC FINANCIAL GROUP ForeIncome II 5 With Guaranteed Income Builder MVA <i>High Band</i>	A	85	100,000	Single			8.00	2.65	10% / 10%	5 yrs	Included
GLOBAL ATLANTIC FINANCIAL GROUP ForeAccumulation II 5 With Growth Accelerator Rider MVA <i>Low Band</i>	A	85	25,000	Single					10% / 10%	5 yrs	
GLOBAL ATLANTIC FINANCIAL GROUP ForeAccumulation II 5 With Growth Accelerator Rider MVA <i>High Band</i>	A	85	100,000	Single					10% / 10%	5 yrs	
AMERICAN NATIONAL INSURANCE CO. Rate Certainty Annuity 5 MVA	A	85	5,000 QL 10,000 NQ	Single				3.85 MYG	10% / 10%	5 yrs	
<b>4-Year Surrender Period</b>											
MUTUAL OF OMAHA Ultra Advantage 4 MVA  RL	A+	85	10,000	1 Year or Less			8.00	3.75	10% / 10%	4 yrs	
MUTUAL OF OMAHA Ultra Advantage 4 With ROP MVA, ROP  RL	A+	85	10,000	1 Year or Less			7.50	3.50	10% / 10%	4 yrs	
<b>3-Year Surrender Period</b>											
MUTUAL OF OMAHA Ultra Advantage 3 MVA  RL	A+	85	10,000	1 Year or Less			8.00	3.75	10% / 10%	3 yrs	
MUTUAL OF OMAHA Ultra Advantage 3 With ROP MVA, ROP  RL	A+	85	10,000	1 Year or Less			7.50	3.50	10% / 10%	3 yrs	

# SPIA Products

www.fmiAgent.com

Carrier / Product Name	AM Best	Issue Age Owner	Issue Age Annuitant	Min Prem QL	Min Prem NQ
American Equity Investment Life Insurance Company   AM Best: A					
AMER. EQUITY INVESTMENT LIFE INS. CO. SPIA-1	A	90	90	\$10,000	\$10,000
American General Life Insurance Company   AM Best: A					
AMERICAN GENERAL LIFE INS. CO. American Pathway Immediate Annuity	A	90	90	\$10,000	\$10,000
American National Insurance Company   AM Best: A					
AMERICAN NATIONAL INSURANCE CO. Palladium (SPIA)	A	90	90	\$3,500	\$15,000
Athene IA   AM Best: A+					
ATHENE IA Athene Activate	A+	90	90	\$10,000	\$10,000
Global Atlantic Financial Group   AM Best: A					
GLOBAL ATLANTIC FINANCIAL GROUP ForeCertain	A	90	90	\$25,000	\$25,000
Lincoln Financial   AM Best: A					
LINCOLN FINANCIAL Lincoln Insured Income Immediate Annuity	A	80	80	\$10,000	\$10,000
Mutual of Omaha   AM Best: A+					
MUTUAL OF OMAHA Income Access	A+	75	75	\$100,000	\$10,000
MUTUAL OF OMAHA Ultra Income	A+	85	0	\$100,000	\$10,000
National Western Life   AM Best: A-					
NATIONAL WESTERN LIFE SPIA	A-	99	99	\$5,000	\$5,000
North American Company   AM Best: A+					
NORTH AMERICAN COMPANY NA Income	A+	85	85	\$25,000	\$25,000
Protective Life   AM Best: A+					
PROTECTIVE LIFE ProPayer Income Annuity	A+	99	99	\$50,000	\$50,000

# SPIA Products

www.fmiAgent.com

Carrier / Product Name	AM Best	Issue Age Owner	Issue Age Annuitant	Min Prem QL	Min Prem NQ
Securian Financial   AM Best: A+					
SECURIAN FINANCIAL IncomeToday! 2.0	A+	90	90	\$10,000	\$10,000
Symetra Life Insurance Company   AM Best: A					
SYMETRA LIFE INSURANCE COMPANY Advantage Income	A	90	90	\$10,000	\$10,000
SYMETRA LIFE INSURANCE COMPANY Freedom Income Annuity	A	90	90	\$10,000	\$10,000
SYMETRA LIFE INSURANCE COMPANY Freedom Income Annuity with Death Benefit	A	90	90	\$10,000	\$10,000