



**SIGNATURE PROTECTION INDEXED  
UNIVERSAL LIFE INSURANCE**





Signature Protection Indexed Universal Life Insurance is an indexed universal life insurance policy that is specifically designed to provide guaranteed death benefit protection as well as growth potential based on the stock market.

Most guaranteed death benefit universal life insurance products provide long term guaranteed death benefits, but do not offer much in the way of cash accumulation or liquidity. Most indexed universal life insurance products offer and focus on cash accumulation that is tied to various indices and markets, but do not offer much in the way of affordable death benefit guarantees.

Signature Protection Indexed Universal Life allows you to protect what matters most with customizable death benefit protection, while building wealth safely in an account that's tied to the growth of the stock market and protected from the downturns.

# Accommodate Your Client's Specific Needs



## Individuals who fit Signature Protection Indexed Universal Life Insurance

Risk-averse consumers who want cost efficient guaranteed death benefit protection with accumulation potential tied to the growth of the stock market that's also protected from loss.



### Designate how the policy cash value grows over time

Clients choose the interest crediting strategies that best match their financial goals.



### Customize the death benefit

Not only do clients choose the amount of death benefit protection that they need, but also choose how long they want to guarantee the death benefit.



### Utilize premium flexibility

When times are good, clients can pay additional premiums in order to take advantage of the index growth potential. When times are leaner, they can pay only the minimum guaranteed premiums to maintain the guaranteed death benefit protection.

## Understanding Indexed Universal Life (IUL) Insurance

What makes indexed universal life insurance special is the potential for additional premiums to earn interest based upon the performance of an index.



### INDEX INCREASES

There is the potential to have a higher amount of interest credited to an indexed strategy than would be credited to the fixed account.



### INDEX DECREASES

The interest credited would be zero, but would never go below zero.

One noted benefit of IUL insurance is that the premiums are never invested directly in the market, therefore, the policy will never be credited with a negative interest rate.<sup>1</sup> This allows clients to take advantage of the potential increases in the selected index or indices while maintaining a level of protection if the market goes down.

Additionally, with an IUL policy, clients have the flexibility to adjust the amount of premiums they contribute. Clients may even have the potential to stop contributing premiums if they accumulate enough cash value to cover the cost to keep the policy active. If the accumulation value is enough, clients may be able to access some of their accumulation later in life through policy loans.

## Interest Crediting with Signature Protection IUL

Signature Protection IUL has access to both fixed and indexed crediting strategies that are based on the annual performance of financial markets.

### Fixed Interest Crediting Strategy

The fixed account will earn interest at a rate periodically determined by the company. Interest is calculated using a compound method assuming a 365-day year. The rate credited to the fixed account will never be less than the minimum guaranteed interest rate for the policy.

#### Fixed Hypothetical Example

Crediting Rate	<b>4%</b>
Beginning Value	\$10,000
Ending Value	$\$10,000 * (1 + .04) = \$10,400$
Net Rate of Return	$\$10,400 / \$10,000 - 1 = 4\%$

Interest is credited at an annual effective interest rate. Any surrenders or withdrawals will reduce the amount of interest credited to the policy.

## S&P 500® – Value Cap

### ► S&P 500® INDEX ONE YEAR POINT-TO-POINT PERFORMANCE WITH A CAP

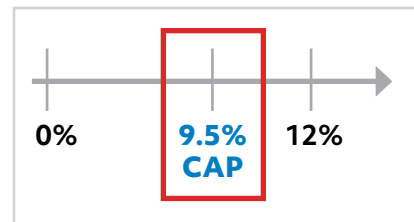
The Value Cap strategy crediting rate is determined based on the annual change in the S&P 500® and the declared cap rate.<sup>2</sup> The crediting rate will never be less than 0%.

Each segment has a term of one year. Interest is calculated and credited on each segment when it matures at the end of one year. No interest is credited to the segment prior to the segment maturity date. Any amount deducted from a segment prior to its segment maturity date will not earn any interest, pro rata or otherwise, for that segment term.<sup>3</sup>

#### S&P 500® – Value Cap Hypothetical Example<sup>4</sup>

##### 12% INCREASE IN THE INDEX

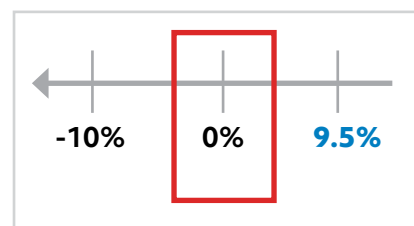
Cap	<b>9.5%</b> (0% Floor)
Annual S&P 500® Growth	12%
Crediting Rate	9.5%
Beginning Value	\$10,000
Ending Value	$\$10,000 * (1 + .095) = \$10,950$
Net Rate of Return	$\$10,950 / \$10,000 - 1 = 9.5\%$



#### S&P 500® – Value Cap Hypothetical Example<sup>4</sup>

##### 10% DECREASE IN THE INDEX

Cap	<b>9.5%</b> (0% Floor)
Annual S&P 500® Growth	-10%
Crediting Rate	0%
Beginning Value	\$10,000
Ending Value	$\$10,000 * (1 + 0) = \$10,000$
Net Rate of Return	$\$10,000 / \$10,000 - 1 = 0\%$



## S&P 500<sup>®</sup> – Uncapped

### ► S&P 500<sup>®</sup> INDEX ONE YEAR POINT-TO-POINT UNCAPPED

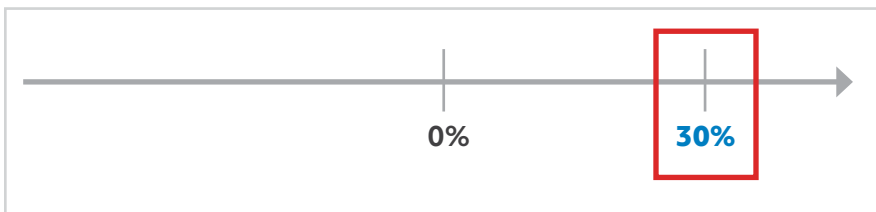
The Uncapped strategy crediting rate is determined based on the annual change in the S&P 500<sup>®</sup> less the interest rate spread.<sup>5</sup> There is not a cap on the crediting rate in this strategy and the rate will never be less than 0%. Indexed interest is paid at the end of the segment term.

In the point-to-point uncapped strategy, the interest rate spread is specified at the beginning of each segment and will reduce the amount to be credited to the segment by the amount of the spread.

### S&P 500<sup>®</sup> – Uncapped Hypothetical Example<sup>4</sup>

#### 30% INCREASE IN THE INDEX

Cap	<b>Uncapped</b> (0% Floor)
Interest Rate Spread	<b>4.5%</b>
Annual S&P 500 <sup>®</sup> Growth	30%
Crediting Rate	30% - <b>4.5%</b> = 25.5%
Beginning Value	\$10,000
Ending Value	$\$10,000 * (1 + .255) = 12,550$
Net Rate of Return	$12,550 / \$10,000 - 1 = 25.5\%$



## S&P MARC 5% – Low Volatility

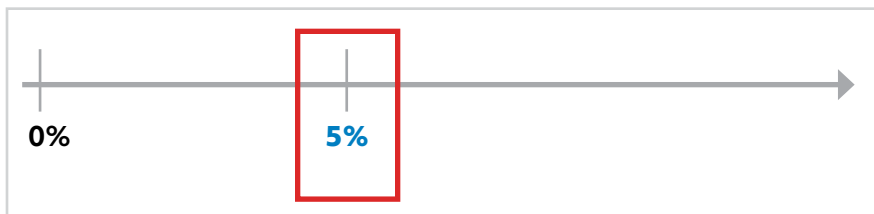
### ► S&P MARC 5% INDEX ONE YEAR POINT-TO-POINT UNCAPPED

The crediting rate in this uncapped strategy is determined based on the annual change in the S&P MARC 5% Excess Return Index (S&P MARC 5% Index) and multiplied by a declared participation rate. The S&P MARC 5% Index is a derivative of the more well-known S&P 500® Index that is rebalanced daily to manage market volatility. There is not a cap on the crediting rate in this strategy, and yet, the rate will never be less than 0%.

### S&P MARC 5% – Low Volatility Hypothetical Example<sup>4</sup>

#### 5% INCREASE IN THE INDEX

Cap	<b>NO CAP</b> (0% Floor)
Participation Rate	<b>150%</b>
Annual S&P MARC 5% Growth	5%
Crediting Rate	<b>150%</b> * 5.0% = 7.5%
Beginning Value	\$10,000
Ending Value	\$10,000 * (1 + <b>.075</b> ) = \$10,750
Net Rate of Return	\$10,750 / \$10,000 - 1 = 7.5%





## Nasdaq-100® – Growth Cap

### ► NASDAQ-100 INDEX® ONE YEAR POINT-TO-POINT PERFORMANCE WITH A CAP

The Growth Cap strategy crediting rate is determined based on the annual change in the Nasdaq-100® Index. There is a declared cap on the crediting rate, but this strategy will never credit less than 0% (even when the stock market is down).

The Nasdaq-100® Index includes 100 of the largest domestic and international non-financial companies listed on The Nasdaq Stock Market® including Apple, Microsoft, Tesla, and Starbucks.

**DID YOU KNOW?**

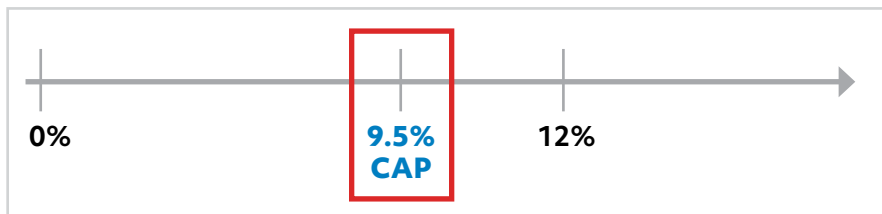
### CAP

A cap is the maximum interest rate to be credited and declared for each applicable segment when it is created.

### Nasdaq-100® – Growth Cap Hypothetical Example<sup>4</sup>

#### 12% INCREASE IN THE INDEX

Cap	<b>9.5%</b> (0% Floor)
Nasdaq-100® Annual Growth	12%
Crediting Rate	9.5%
Beginning Value	\$10,000
Ending Value	$\$10,000 * (1 + .095) = \$10,950$
Net Rate of Return	$\$10,950 / \$10,000 - 1 = 9.5\%$



## Signature Protection IUL + Index Performance

The following chart illustrates the historical movement of the S&P 500®, S&P MARC 5%, and Nasdaq-100® indices, and how the specific strategies have performed since January 1, 2002, had the policy been available.<sup>4</sup>

YEAR	S&P MARC 5% (ER)		NASDAQ-100®		S&P 500®		
	Index Return*	Low Volatility	Index Return	Growth Cap	Index Return	Uncapped	Value Cap
		Par=135%		Cap=8.50%		Interest Rate Spread=7.00%	Cap=8.50%
2002	8.78%	11.86%	-37.58%	0.00%	-23.37%	0.00%	0.00%
2003	10.42%	14.07%	49.12%	8.50%	26.38%	19.38%	8.50%
2004	4.71%	6.36%	10.44%	8.50%	8.99%	1.99%	8.50%
2005	2.93%	3.95%	1.49%	1.49%	3.00%	0.00%	3.00%
2006	4.69%	6.33%	6.79%	6.79%	13.62%	6.62%	8.50%
2007	8.40%	11.34%	18.67%	8.50%	3.53%	0.00%	3.53%
2008	1.07%	1.45%	-4 1.89%	0.00%	-38.49%	0.00%	0.00%
2009	6.91%	9.33%	53.54%	8.50%	23.45%	16.45%	8.50%
2010	13.18%	17.79%	19.22%	8.50%	12.78%	5.78%	8.50%
2011	11.18%	15.09%	2.70%	2.70%	0.00%	0.00%	0.00%
2012	5.95%	8.04%	16.82%	8.50%	13.41%	6.41%	8.50%
2013	-3.08%	0.00%	34.99%	8.50%	29.60%	22.60%	8.50%
2014	6.48%	8.75%	17.94%	8.50%	11.39%	4.39%	8.50%
2015	-2.92%	0.00%	8.43%	8.43%	-0.73%	0.00%	0.00%
2016	4.32%	5.83%	5.89%	5.89%	9.54%	2.54%	8.50%
2017	10.71%	14.46%	31.52%	8.50%	19.42%	12.42%	8.50%
2018	-3.30%	0.00%	-1.04%	0.00%	-6.24%	0.00%	0.00%
2019	13.70%	18.50%	37.96%	8.50%	28.88%	21.88%	8.50%
2020	8.28%	11.18%	47.58%	8.50%	16.26%	9.26%	8.50%
2021	0.28%	0.38%	26.63%	8.50%	26.89%	19.89%	8.50%
<b>Avg.</b>	<b>5.51%</b>	<b>8.08%</b>	<b>12.39%</b>	<b>6.31%</b>	<b>7.38%</b>	<b>7.19%</b>	<b>5.79%</b>

\* The S&P MARC 5% (Multi-Asset Risk Control) Index seeks to provide multi-asset diversification within a simple risk weighting framework, tracking three underlying component indices that represent three asset classes: equities, commodities, and fixed income. The index Launch Date was March 27, 2017. All information for an index prior to its Launch Date is hypothetical back-tested, not actual performance, based on the index methodology in effect on the Launch Date. Back-tested performance reflects application of an index methodology and selection of index constituents with the benefit of hindsight and knowledge of factors that may have positively affected its performance, cannot account for all financial risk that may affect results and may be considered to reflect survivor/look ahead bias. Actual returns may differ significantly from, and be lower than, back-tested returns. Past performance is not an indication or guarantee of future results.

## Loan Options for Unexpected Financial Needs

Signature Protection IUL offers both a Fixed Loan Option and a Variable Loan Option. In the first policy year, the contract owner can elect their desired loan type at the time the loan is made. If there is an outstanding loan on the policy when a new loan is made, the new loan will default to the same type as the existing loan.



### Fixed Loan Option

Your client's fixed rate won't change for the selected term — which means they're protected from the possibility of rising interest rates.



### Variable Loan Option

Variable loans have an interest rate that adjusts over time in response to changes in the market.

## For Life's Unexpected Events

Signature Protection IUL offers your client flexibility, giving them the opportunity to withdraw the cash value or borrow against the policy tax-free.



### Ways your clients can use this money

- Making home improvements
- Taking a vacation
- Paying for college
- Paying for a wedding
- Starting a business
- Supplemental retirement income
- Covering emergency medical or business expenses

# GUARANTEED PROTECTION



## Signature Protection IUL Offers **GUARANTEES** That Work

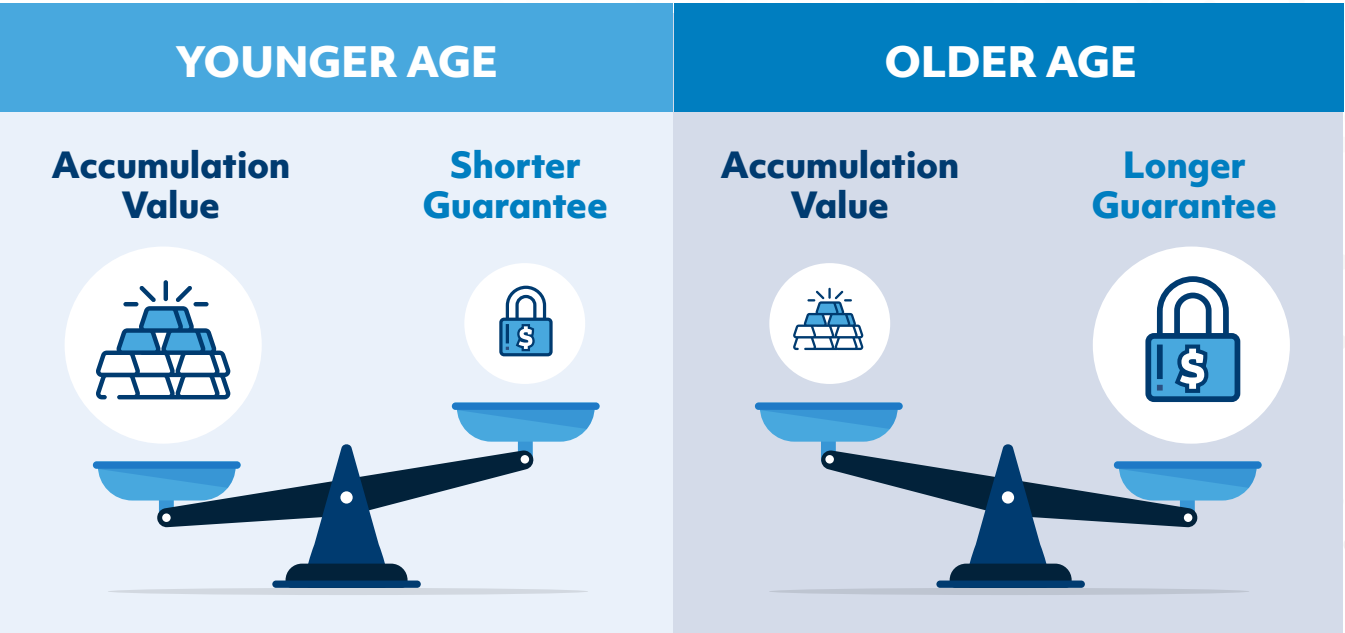
As a key feature of Signature Protection IUL, the Guaranteed Death Benefit is what helps to set this product apart from other IUL products. You can select the guaranteed minimum premium that will guarantee the desired death benefit between age 80 to 121.

Whether your focus is on long-term coverage or lower premiums and cash accumulation, Signature Protection IUL has you covered.

# GUARANTEED PROTECTION



## Advantages of Guaranteeing the Death Benefit to a Younger or Older Age



## Living Benefits

American National's living benefits come in the form of Accelerated Benefit Riders (ABRs) which offer either a partial benefit, allowing the policy to stay in force, or a full benefit that surrenders the policy in exchange for the maximum acceleration amount as determined by the insured's life expectancy.



### **PARTIAL ACCELERATION**

Paid in lieu of a portion of the policy's death benefit.



### **FULL ACCELERATION**

Paid in lieu of the policy's death benefit. In the case of a full acceleration, the policy will be terminated after acceleration.

## Protection with No Additional Premium

The riders are offered at no additional premium. However, the accelerated payment will be less than the requested death benefit because it will be reduced by an actuarial discount and an administrative fee of up to \$500. The amount of the discount is primarily dependent on the life expectancy of the insured at the time of the election.

## Accelerated Benefit Riders Cover Three Illness Categories

### TERMINAL ILLNESS

Provides for the payment of an accelerated benefit if an eligible insured has an illness or chronic condition that is expected to result in death within 24 months (some states 12 months).<sup>7</sup>

### CRITICAL ILLNESS

Provides for the payment of an accelerated benefit if an eligible insured experiences a critical illness. Covered critical illness includes 16 different illnesses (13 in California).

### CHRONIC ILLNESS

Provides for the payment of an accelerated benefit if an eligible insured is unable to perform two out of six activities of daily living (2 of 6 ADLs) or experiences severe cognitive impairment. Not available on products with term riders in California.

## Additional Riders

Additional riders are available with Signature Protection Indexed Universal Life. These riders can help in the event your life situation changes or calls for added coverage.<sup>6</sup>

### Disability Waiver of Stipulated Premium

Will credit the stipulated premium amount to the policy's accumulation value on a monthly basis, after "total disability" has been effective for six months and will continue through the duration of the "total disability."

### Children's Level Term Rider

Provides level term insurance on each insured child to the insured child's attained age of 25 or the policy anniversary immediately following the Insured's attained age of 65, whichever comes first.

### Overloan Protection Rider

Can keep a policy with a large amount of debt from lapsing.



Additional information on all these riders can be found in the **Benefits and Riders Guide (Form 10695)**.

Forms may vary by state. Restrictions and limitations may apply. Not all riders are available in all states, and there may be additional cost for the riders. Only the Children's Level Term rider may be added after initial issue.





**Signature Protection Indexed Universal Life Insurance** is specifically designed to help build wealth and offer guaranteed death benefit protection.

With multiple crediting strategies, Signature Protection Indexed Universal Life Insurance guarantees a policy for each unique individual. Let Signature Protection IUL safeguard your clients' future, today.

## Important Considerations

This brochure contains only a general description of the product and is not a policy of insurance. Any coverage is subject to the terms and conditions of the policy itself. For full details, see the policy.

Expenses, cost of insurance, and interest credited are all explained in your policy. In addition, you will receive a detailed annual report showing all the transactions which occurred in your policy during the year, including the beginning accumulation value, premiums paid, expense charges, cost of insurance deducted, interest credited, any loans taken during the policy year, and the ending balance.

The Signature Protection Indexed Universal Life Insurance policy is not a registered security or stock market investment and does not directly participate in any stock or equity investments or index. When you buy this policy, you are not buying an ownership interest in any stock or index. American National and its agents do not make any recommendations regarding the selection of indexed strategies. American National and its agents do not guarantee the performance of any indexed strategies. There is not one particular interest crediting strategy that will deliver the most interest under all economic conditions.

Proceeds from life insurance paid because of the death of the insured are generally excludable from the beneficiary's gross income for tax purposes. (IRC 101(a)(1) )You should consult your tax advisor or attorney regarding your specific situation. Only through a general review of your specific situation can it be determined if there are tax advantages available to you through American National's products, one of which is life insurance. Neither American National nor its representatives provide legal or tax advice. Please consult your attorney or tax advisor regarding specific circumstances.

## Accelerated Benefit Rider Notice

Have your agent refer to rider forms for a complete list of illnesses and definitions. Some states may limit the definition of terminal illness to conditions that are expected to result in death within 12 months. Chronic Illness Rider is not available on term products or products with term riders in California. The riders are offered at no additional premium. However, the accelerated payment will be less than the requested death benefit because it will be reduced by an actuarial discount and an administrative fee of up to \$500. The amount of the actuarial discount is primarily dependent on American National's determination of the insured's life expectancy at the time of election. A request for an accelerated death benefit may only be beneficial if the qualifying event results in significant deterioration of the rider insured's life expectancy. Outstanding policy loans will reduce the amount of the benefit payment. The accelerated death benefit is an unrestricted cash payment. The Chronic and Terminal Illness Riders are intended to receive favorable tax treatment under 101(g) of the IRC. Receipt of a benefit could be a taxable event. You should consult a tax advisor regarding the tax status of any benefit paid under these riders. Receipt of accelerated benefits may affect your eligibility for Medicaid, supplemental security income, or other governmental benefits or entitlements. Before accelerating any benefit, you should consult an advisor to determine the impact on your eligibility. Accelerated Benefit Riders are not replacements for Long Term Care Insurance. This is a life insurance benefit that also gives you the option to accelerate some or all of the death benefit in the event that you meet the criteria for a qualifying event described in the policy. This policy or certificate does not provide long-term care insurance subject to California long-term care insurance law. The policy or certificate is not a California Partnership for Long-Term Care program policy. This policy or certificate is not a Medicare supplement policy. Accelerated benefit riders ("ABR") and longterm care insurance ("LTCL") provide different types of benefits. An ABR allows the insured to access a portion of the life insurance policy's death benefit while living and may be used for any purpose. LTCL provides reimbursement for necessary care received due to the inability to perform activities of daily living or cognitive impairment. Coverage may include reimbursement for the cost of a nursing home, assisted living, home health care, homemaker services, adult day care, hospice services, or respite care for the primary caretaker. The benefits may be conditioned on certain requirements or meeting an elimination period or limited by type of service, the number of days, or a maximum dollar limit. Benefits under some ABRs and all LTCL are conditioned upon the insured not being able to perform two or more of the activities of daily living or being cognitively impaired. California: See Form 10741-CM for a more detailed comparison of benefits provided by an ABR and LTCL.

# Signature Protection IUL

<b>Product Variations and Intended Use</b>	An indexed universal life insurance policy designed for individuals.						
<b>Issue Ages</b>	18-80						
<b>Age Determination</b>	Age Nearest Birthday - Your "insurance age" is determined by the birthday that is closest to the application date.						
<b>Gender</b>	Male and Female						
<b>Minimum Death Benefit</b>	\$250,000						
<b>Death Benefit Options</b>	<p>You have the flexibility to select from two different choices for paying death benefits to your beneficiary:</p> <ul style="list-style-type: none"> <li>• <b>Option A (Level)</b> – Your death benefit will be the specified amount shown on the policy form or the minimum death benefit calculated under the standard guideline premium test</li> <li>• <b>Option B (Increasing)</b> – Your death benefit will be the specified amount plus the Accumulation Value, or the minimum death benefit calculated under the standard guideline premium test</li> </ul> <p>You may be able to change the death benefit option after issue. Death benefit change is subject to restrictions. Refer to your contract for more information.</p>						
<b>Interest Crediting Options</b>	<table border="0"> <tr> <td>1. Fixed</td> <td>4. S&amp;P MARC 5% – Low Volatility</td> </tr> <tr> <td>2. S&amp;P 500® – Value Cap</td> <td>5. Nasdaq-100® – Growth Cap</td> </tr> <tr> <td>3. S&amp;P 500® – Uncapped</td> <td></td> </tr> </table>	1. Fixed	4. S&P MARC 5% – Low Volatility	2. S&P 500® – Value Cap	5. Nasdaq-100® – Growth Cap	3. S&P 500® – Uncapped	
1. Fixed	4. S&P MARC 5% – Low Volatility						
2. S&P 500® – Value Cap	5. Nasdaq-100® – Growth Cap						
3. S&P 500® – Uncapped							
<b>Participation Rate</b>	The participation rate on all Capped options is 100%. On Uncapped options, the participation rate is declared monthly by American National.						
<b>Cap</b>	How much indexed interest the segments can earn may be limited by a cap. The Cap can be different for each strategy and segment. The Guaranteed Minimum Cap is 3.00%.						
<b>Indices</b>	S&P 500®, S&P MARC 5% Excess Return, and Nasdaq-100®						
<b>Minimum Guaranteed Crediting Rates</b>	<ul style="list-style-type: none"> <li>• Indexed Strategy: Floor Rate: 0.00%</li> <li>• Fixed Rate: 1.5%</li> </ul>						
<b>Contract Maturity</b>	Deductions will be taken from the accumulation value through the policy anniversary following the insured's 121st birthday, at which time the policy's Surrender Value will be paid to the owner.						
<b>Riders and Benefits</b> All riders not available in all states. See Rider Guide (Form 10695) for more information.	<ol style="list-style-type: none"> <li>1. Disability Waiver of Stipulated Premium</li> <li>2. Children's Term Rider</li> <li>3. Overloan Protection Benefit</li> <li>4. Accelerated Benefit Riders</li> </ol>						
<b>Surrender Charge Period</b>	A 19-year surrender charge schedule applies for each segment of base coverage. The surrender charge is expressed as a rate per thousand. It is based off the original specified amount						
<b>Loans</b>	Fixed and variable loans available. The policy includes the option to switch between the Fixed and Variable Loan options once a policy year with a maximum of five switches allowed over the lifetime of the policy. If multiple loans are taken on a policy, all loans must use the same loan option. Check with your agent for the current interest rate on loans.						

1) There is not one particular interest crediting strategy that will deliver the most interest under all economic conditions. The interest credited excludes any dividends generated by the specific stocks in the selected index/indices because your premium payments are not invested directly in the index/indices. The indexed strategies provide the opportunity for potential increase in the interest earnings that may be greater than those in the Fixed Account. American National and its agents do not make any recommendations regarding the selection of indexed strategies. American National and its agents do not guarantee the performance of any indexed strategies. The accumulation value may decrease due to monthly deductions and other policy costs.

2) The S&P MARC 5% Index and the S&P 500® Index are products of S&P Dow Jones Indices LLC or its affiliates ("SPDJI") and have been licensed for use by American National Insurance Company. Standard & Poor's® and S&P® are registered trademarks of Standard & Poor's Financial Services LLC ("S&P"); Dow Jones® is a registered trademark of Dow Jones Trademark Holdings LLC ("Dow Jones"); and these trademarks have been licensed for use by SPDJI and sublicensed for certain purposes by American National Insurance Company. American National Insurance Company Products are not sponsored, endorsed, sold or promoted by SPDJI, Dow Jones, S&P, their respective affiliates, and none of such parties make any representation regarding the advisability of investing in such product(s) nor do they have any liability for any errors, omissions, or interruptions of the S&P MARC 5% Index and the S&P 500® Index.

Nasdaq® and the Nasdaq-100 Index® are registered trademarks of Nasdaq, Inc. (which with its affiliates is referred to as the "Corporations") and are licensed for use by American National Insurance Company. The Product(s) have not been passed on by the Corporations as to their legality or suitability. The Product(s) are not issued, endorsed, sold, or promoted by the Corporations. **THE CORPORATIONS MAKE NO WARRANTIES AND BEAR NO LIABILITY WITH RESPECT TO THE PRODUCT(S).**

3) This strategy compares the value of the selected index or indices at the beginning of the one-year segment term to the value at the end of the one year period and measures the percentage of increase or decrease. Interest is credited based on the percentage change subject to the declared rate cap. 4) This hypothetical example is intended solely for illustrative purposes and is not an indication of the policy's future performance. The S&P 500®, S&P MARC 5%, and Nasdaq-100® indices do not reflect dividends paid on the stocks underlying the Index. Past performance of the index is no guarantee of future results. This chart assumes a declared rate cap of 9.5% for the Value option, an interest rate spread of 4.5% for the Uncapped option. The product's rate cap, interest rate spread, and segment asset charge will likely vary from year-to-year. There is not one specific interest crediting strategy that will deliver the most interest under all economic conditions. Other assumptions could produce significantly different results. 5) This strategy also compares the value of the selected index or indices at the beginning of the one-year segment term to the value at the end of the one-year segment term. This strategy measures the percentage of increase or decrease. Interest is credited based on the percentage change minus the interest rate spread. 6) Additional information on all these Riders can be found in the Benefits and Riders Guide, Form 10695. Forms may vary by state. Restrictions and Limitations may apply. Not all Riders are available in all states, and there may be additional cost for the Riders.

The foregoing is neither a contract nor an offer to contract but is only a general description of benefits available. The exact provisions, terms and conditions of the policy control may be found in the contract. Rates and benefits are based on the applicant's age and ability to qualify. This policy has limitations. Policies contain certain exclusions, limitations, and terms for keeping them in force. Policy Form Series: GIUL21, ULNC14, ULPTP14, ULBM19, and ULUNC21 (Forms May Vary By State).

American National Insurance Company, headquartered in Galveston, Texas is licensed to conduct business in all states except New York.

Not FDIC/NCUA insured | Not a deposit | Not insured by any federal government agency | No bank/CU guarantee | May lose value



AMERICAN NATIONAL INSURANCE COMPANY